


COVID-19 Update: Board of Education

Carroll County Health Department

February 9, 2022

Sue Doyle, RN, Acting Health Officer

Due to a statewide network security incident, data is limited. The Maryland Department of Health is now sharing limited case data. **Please note all data is subject to change.**



Maryland COVID Data as of 2/9/22

- Daily cases decreasing
- Statewide positivity down to 5.4%
- Hospitalizations lower: 1,044 (last week 1,519)
- Transmission still high but trends are positive

Carroll County Data

Data through Monday, 2/7/22

20,170 (+291 since last week's report)

Positivity rate 10.0%

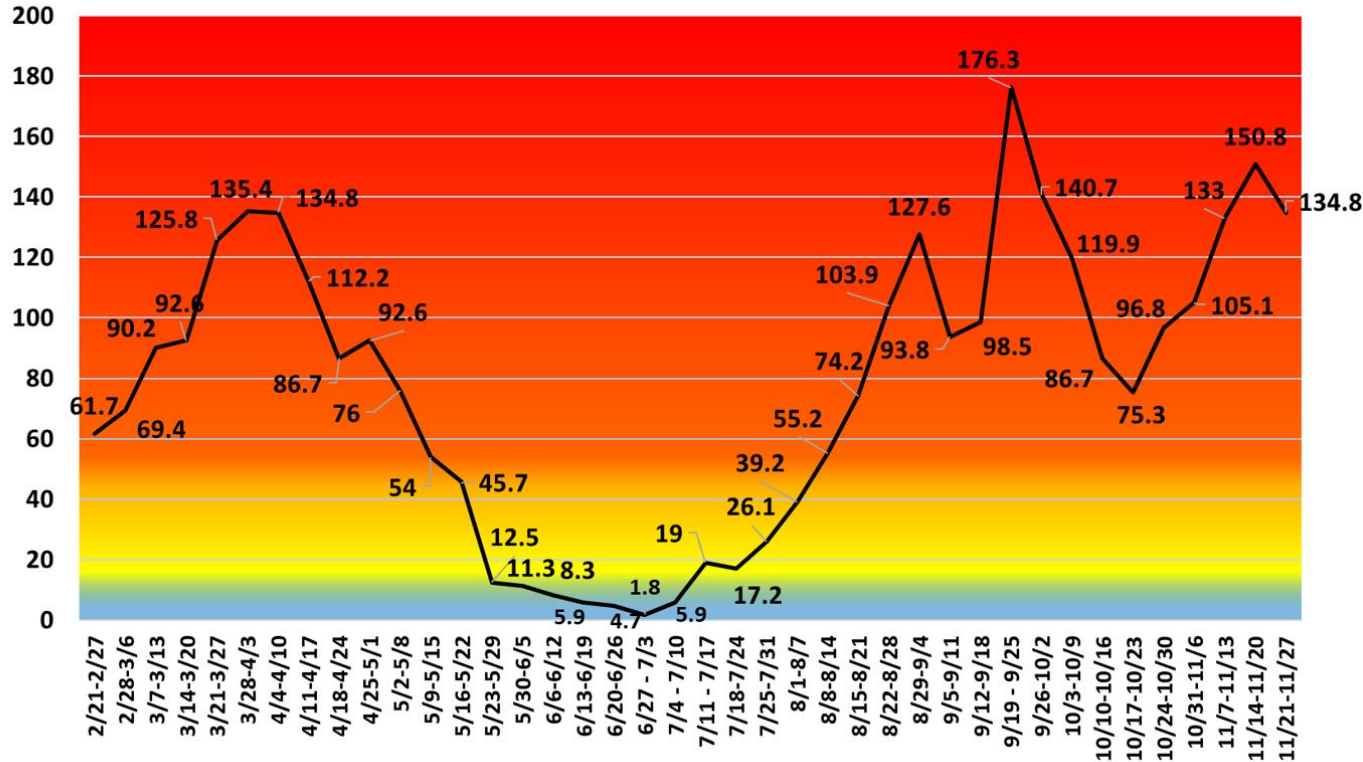
371 deaths (+9 deaths since last week's report)

***Deaths and death reports lag cases.**

Please note, data does NOT include at-home tests or any antigen tests.

DATA PRIOR TO SECURITY INCIDENT (THROUGH 11/27/2021)

Total cases per 100,000 per week



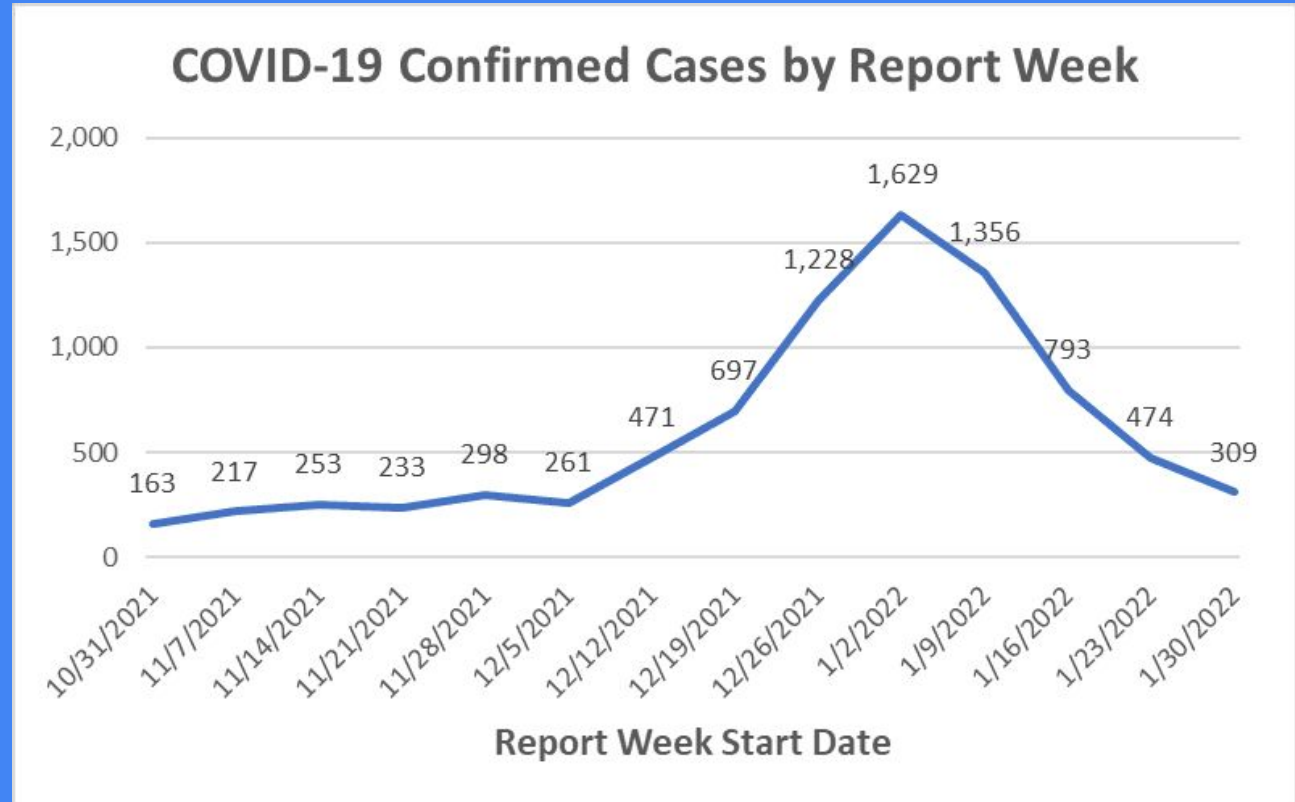
967 cases per 100,000 - week of 1/2/22 (way off the charts)

Week of 1/30/22, just reached top of the chart, 183 cases per 100,000 (still higher than summer/fall rates)

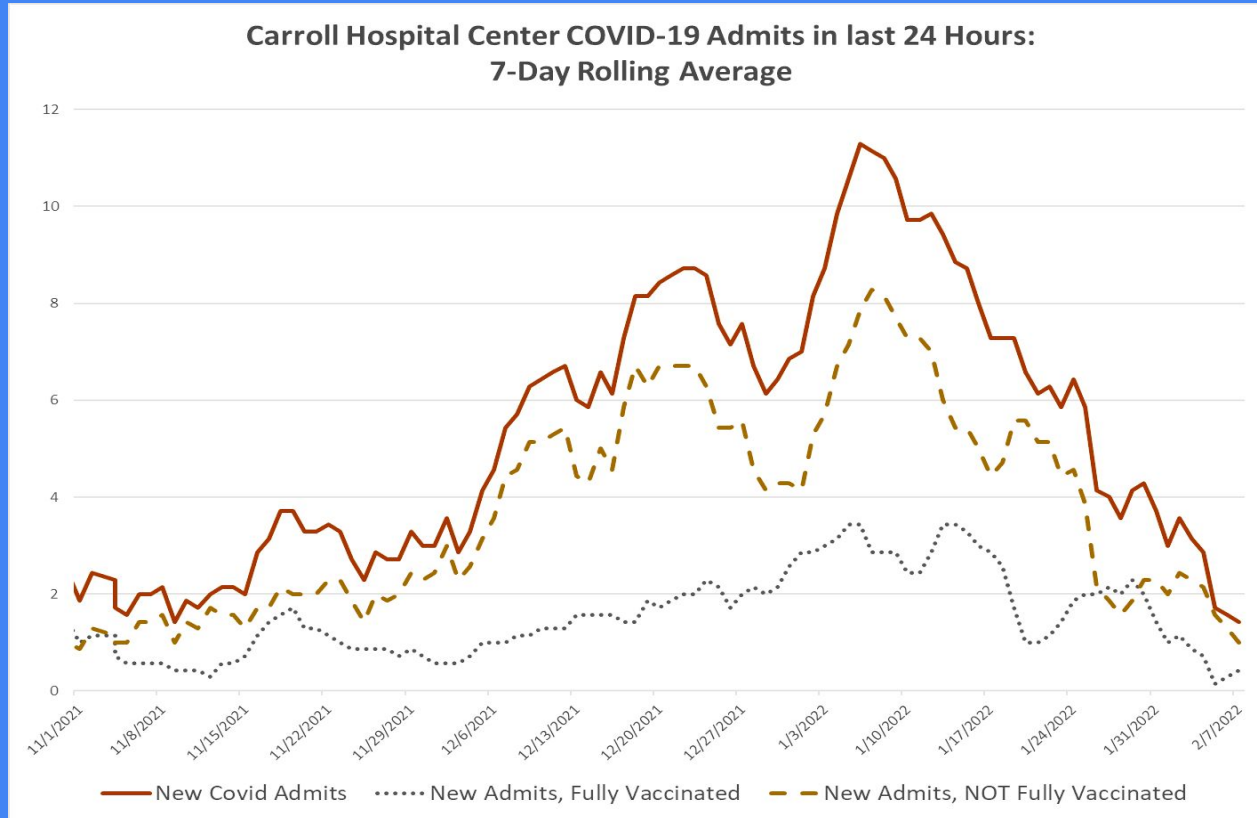
Carroll County Data (through week of January 30th - February 5th)

Please note:

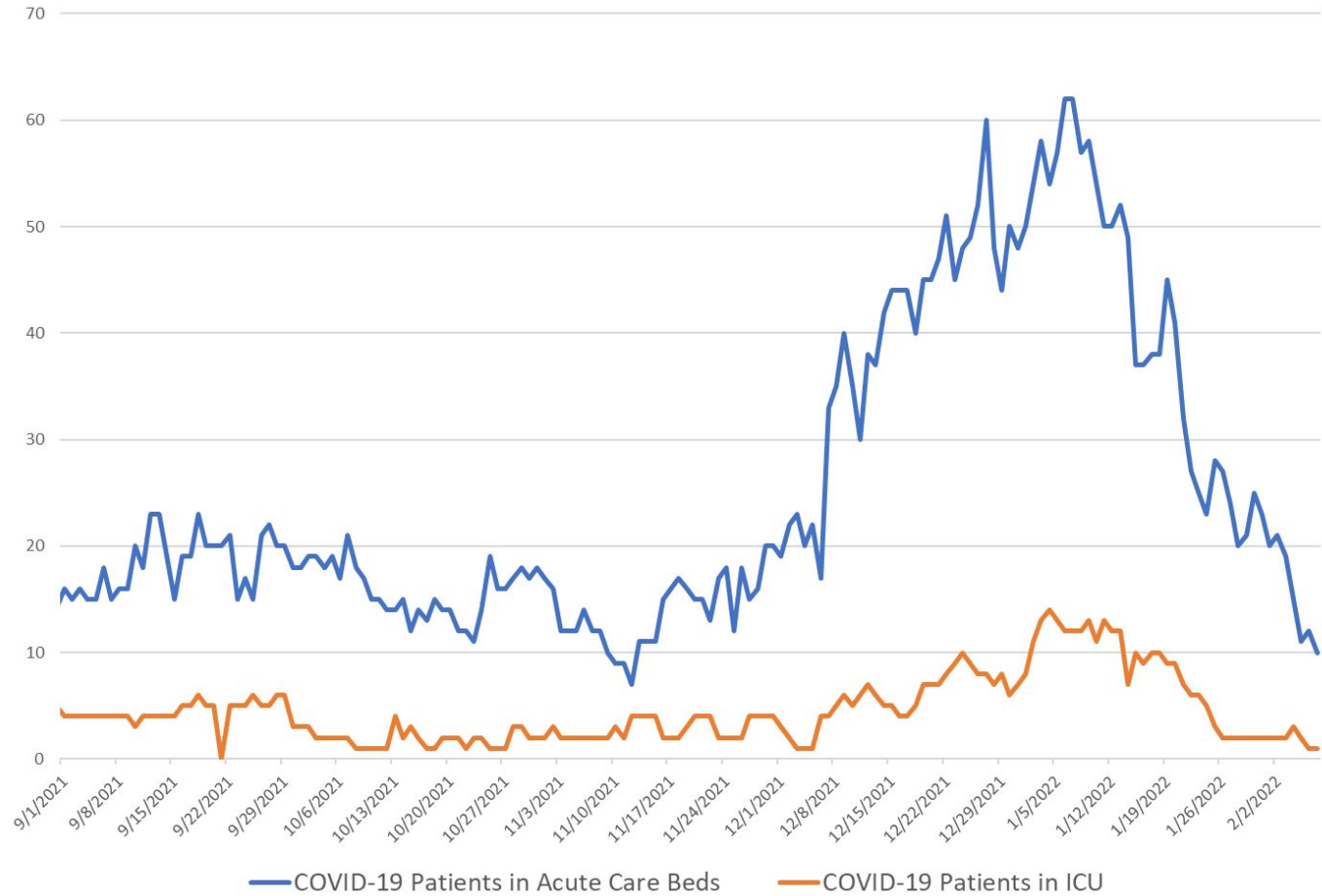
- Confirmed cases only.
- Positive antigen tests (probables) and at-home tests are not included in these totals.



Carroll Hospital COVID Case Data



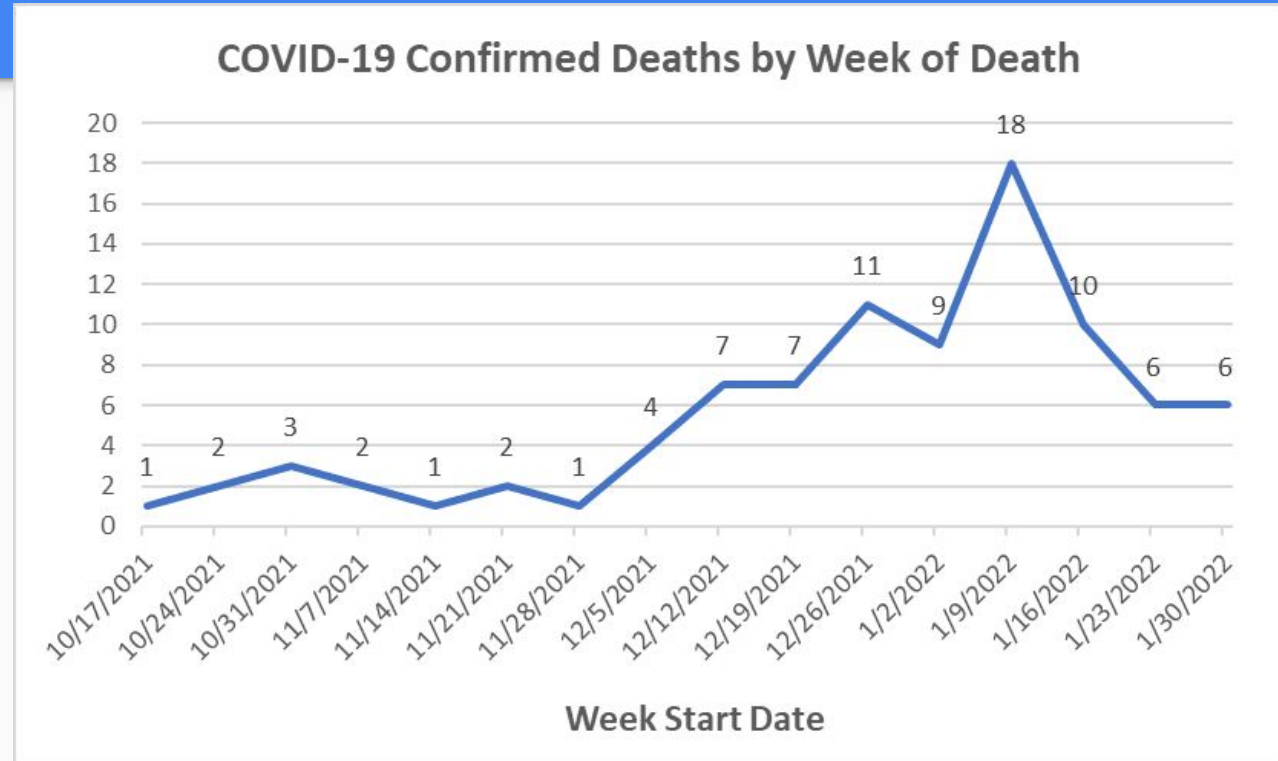
ICU and Acute Beds for COVID-19: Carroll Hospital Center



COVID-19 Deaths

Deaths are lagging cases and hospitalizations and data is not complete.

Data is through the week of Jan 30 - Feb 5.

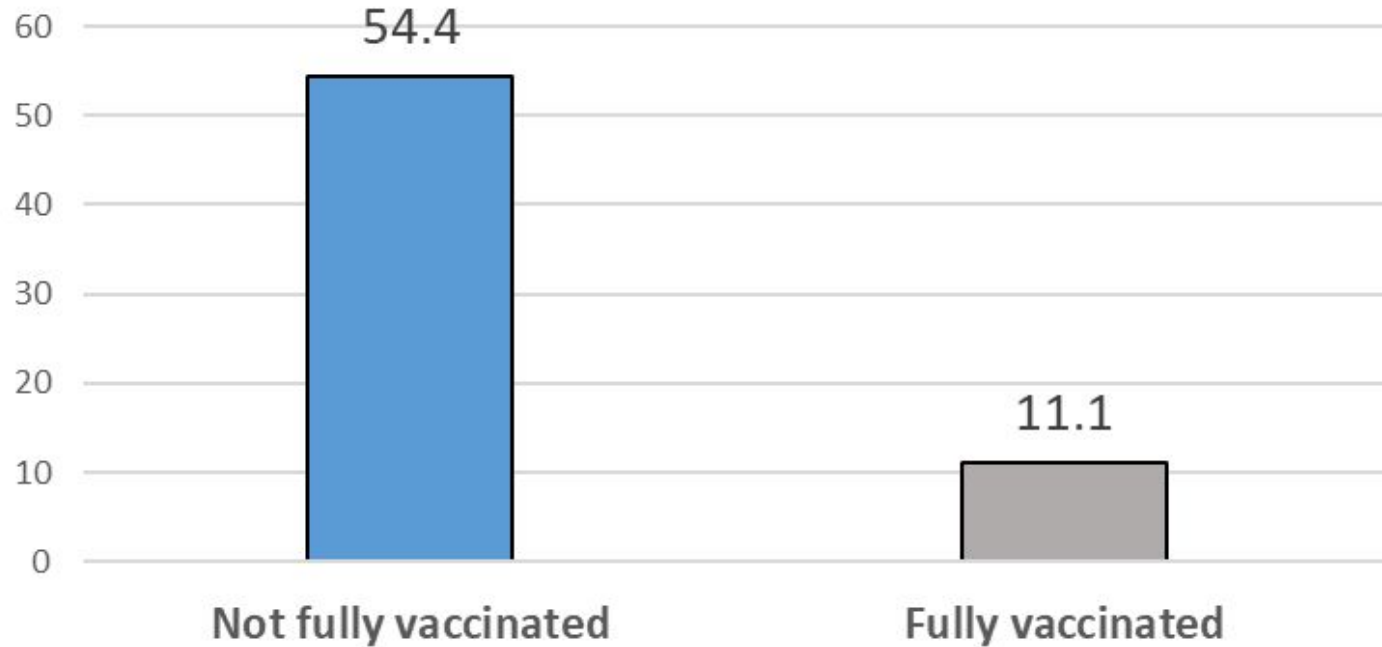


COVID-19 Deaths by Age and Vaccination Status

Deaths since 12/26	#	40-60 Years	≥60 Years	Age Range (Years)	Avg Age (Years)
Not fully vaccinated	41	13	28	41-94	68.8
Fully vaccinated / not boosted	7	0	7	64-94	81.0
Fully vaccinated + boosted	12	1	11	57-98	79.1

- Of the 14 COVID-19 deaths that occurred in residents under the age of 60 (since the week of 12/26), 13 were unvaccinated.

COVID-19 Death Rates per 100,000 by Vaccination Status: January 2022 Deaths



- The death rate for county residents who died of COVID-19 in January was nearly 5 times higher in those not fully vaccinated than those who are fully vaccinated.

Vaccinations

Total vaccines administered by the Health Department through February 7th:

Total CCHD dose data (62,977 total doses)

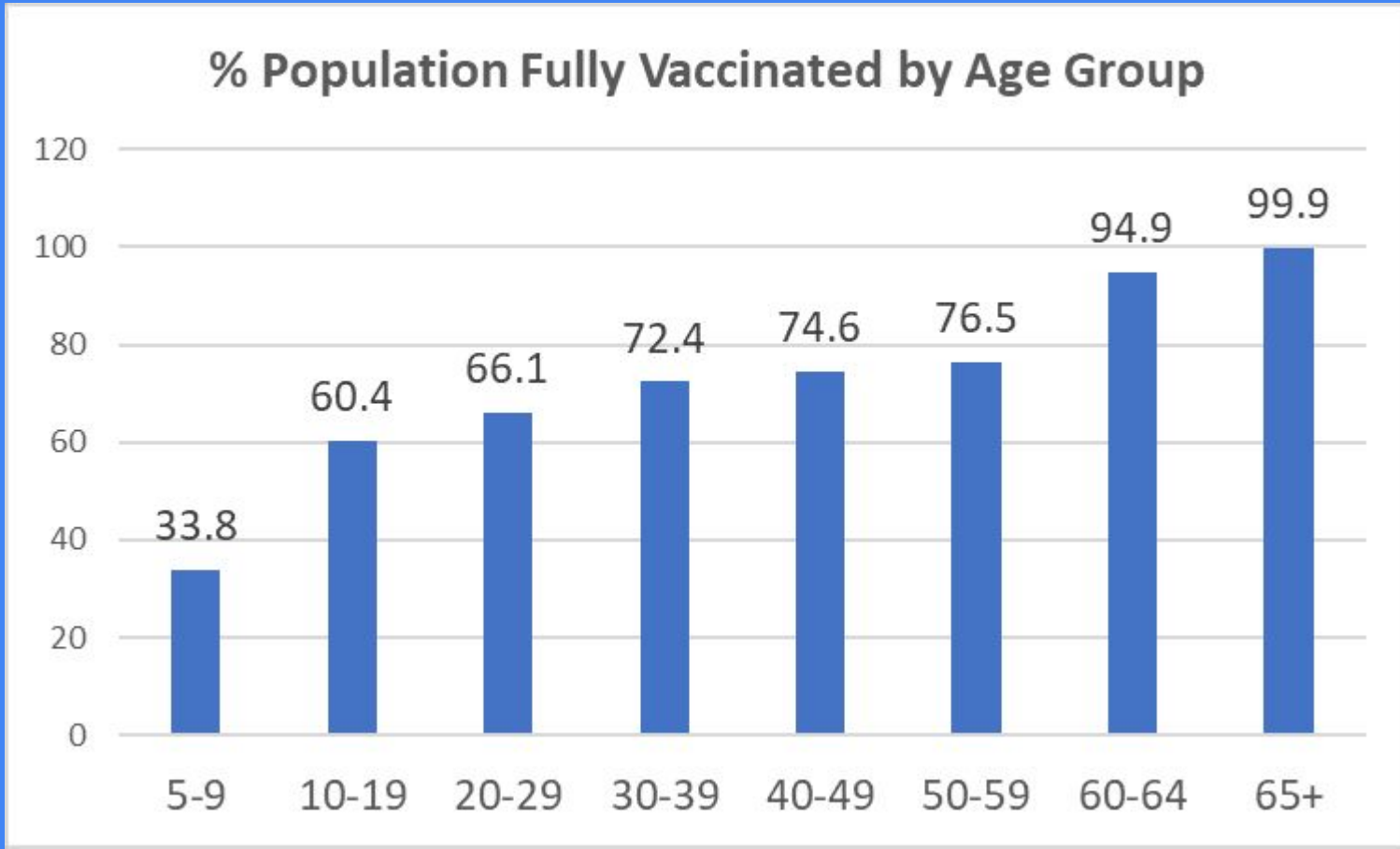
- 29,624 1st doses
- 28,070 2nd doses
- 780 single doses
- 4,503 additional doses

Vaccination in whole Carroll County population (all ages):

- 76.7% at least 1 dose
- 71.5% fully vaccinated

Current data doesn't allow us to estimate the percentage of people who are "up to date" on their vaccinations, meaning they have received all recommended doses including boosters eligible.

Percent of Carroll County residents in each age group who are fully vaccinated (not necessarily up to date on vaccinations):



General community guidance

Though cases are decreasing, we are still in high transmission and continue to recommend that everyone:

- Wear well-fitting masks in public and around people at high risk
- Avoid crowds and practice social distancing
- Gather outdoors or increase ventilation indoors
- Postpone travel and gatherings if possible
- Test when symptomatic or exposed to COVID or before visiting people at high risk
- Receive recommended vaccines or boosters as soon as possible
- Isolate if you have symptoms until you feel better or can get tested

COVID-19 Service Updates

Vaccinations

- Afternoon/evening clinics for ages 5+ at Carroll Community College

Testing

- Ag Center Mondays-Thursdays 9 am - 1 pm
- Test kits through libraries still very limited
- Can order test kits online, can get reimbursement from insurance

Masks

- Distributing through libraries
- Area pharmacy chains - WalMart, Walgreens, CVS - but varies by location, so call first