


# COVID-19 Update: Board of Commissioners

Carroll County Health Department

February 17, 2022

Sue Doyle, Acting Health Officer

Due to a statewide network security incident, data is limited. The Maryland Department of Health is now sharing limited case data. **Please note all data is subject to change.**



# Maryland COVID Data as of 2/15/22

- Statewide positivity down to 3.5%
- Hospitalizations lower: 677 (last week 1,044)

## Carroll County Data through Monday, 2/14/22

**Improving**

**20,364 (+194 since last week's report)**

**Positivity rate 7.1%**

**374 deaths (+3 deaths since last week's report)**

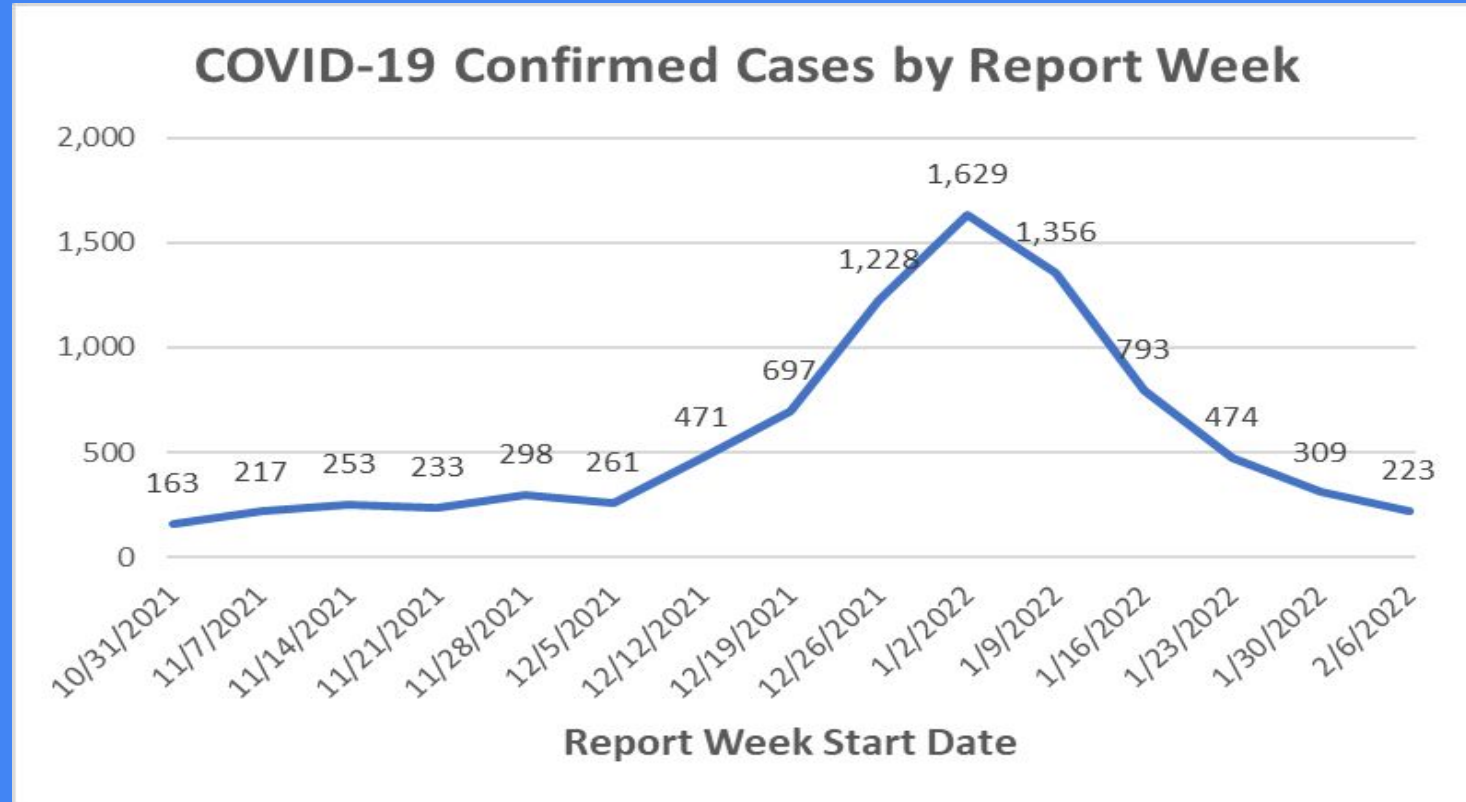
**\*Deaths and death reports lag cases.**

**Please note, data does NOT include at-home tests or any antigen tests.**

# Carroll County Data (through week of February 6th - 12th)

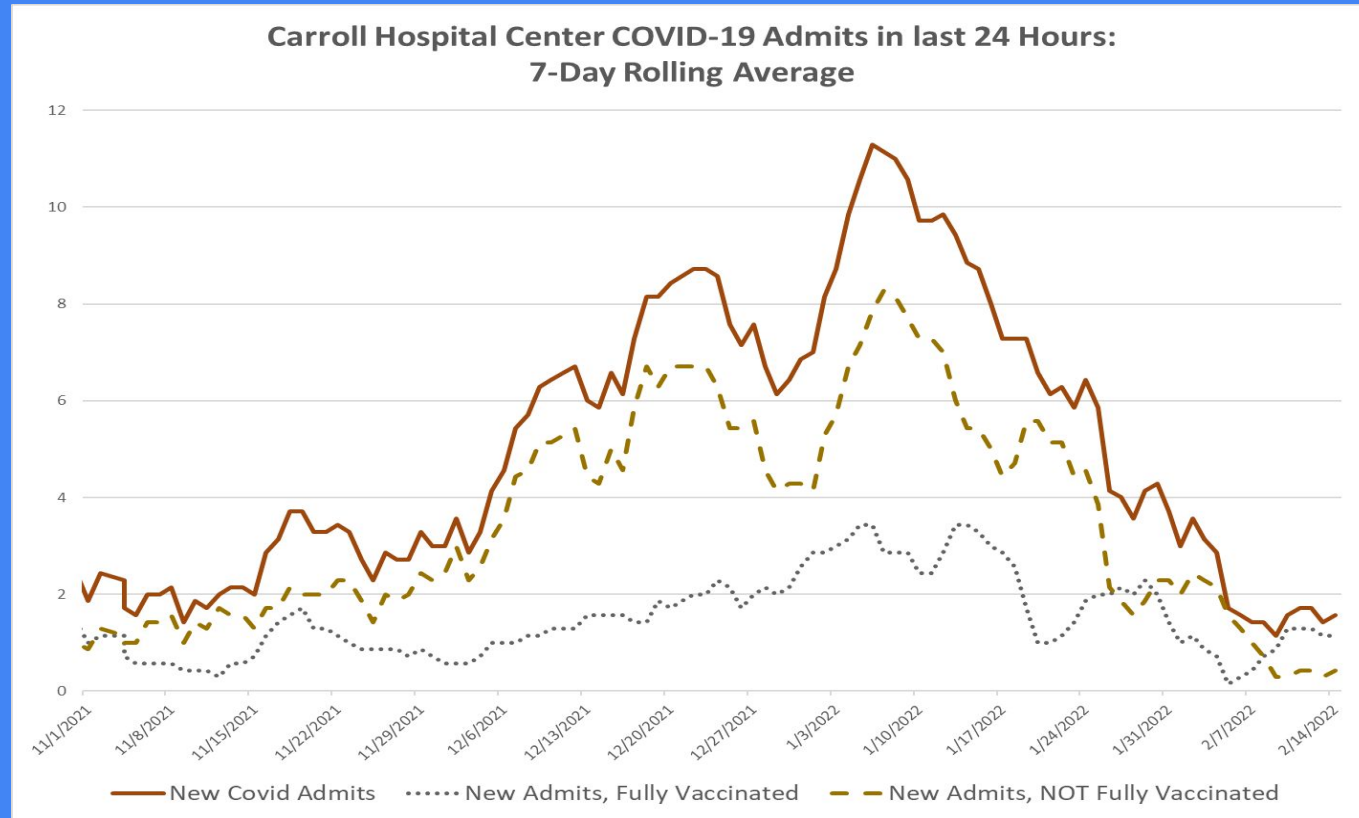
Please note:

- Confirmed cases only.
- Positive antigen tests (probables) and at-home tests are not included in these totals.
- **132.4 cases per 100,000; still high transmission**

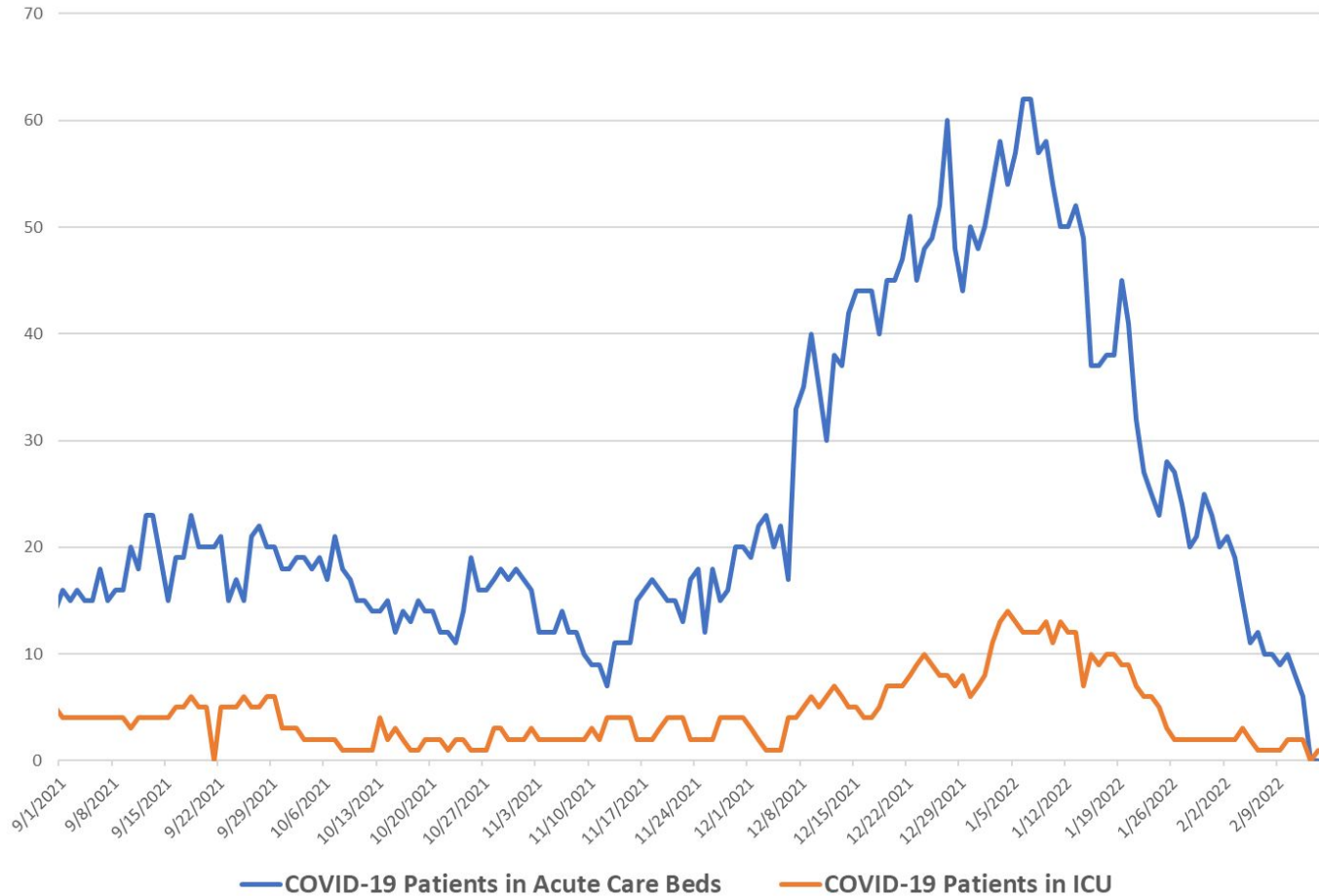


# Carroll Hospital COVID Case Data

- Hospitalizations level but low
- Currently more fully vaccinated admits but numbers are too low to show trends



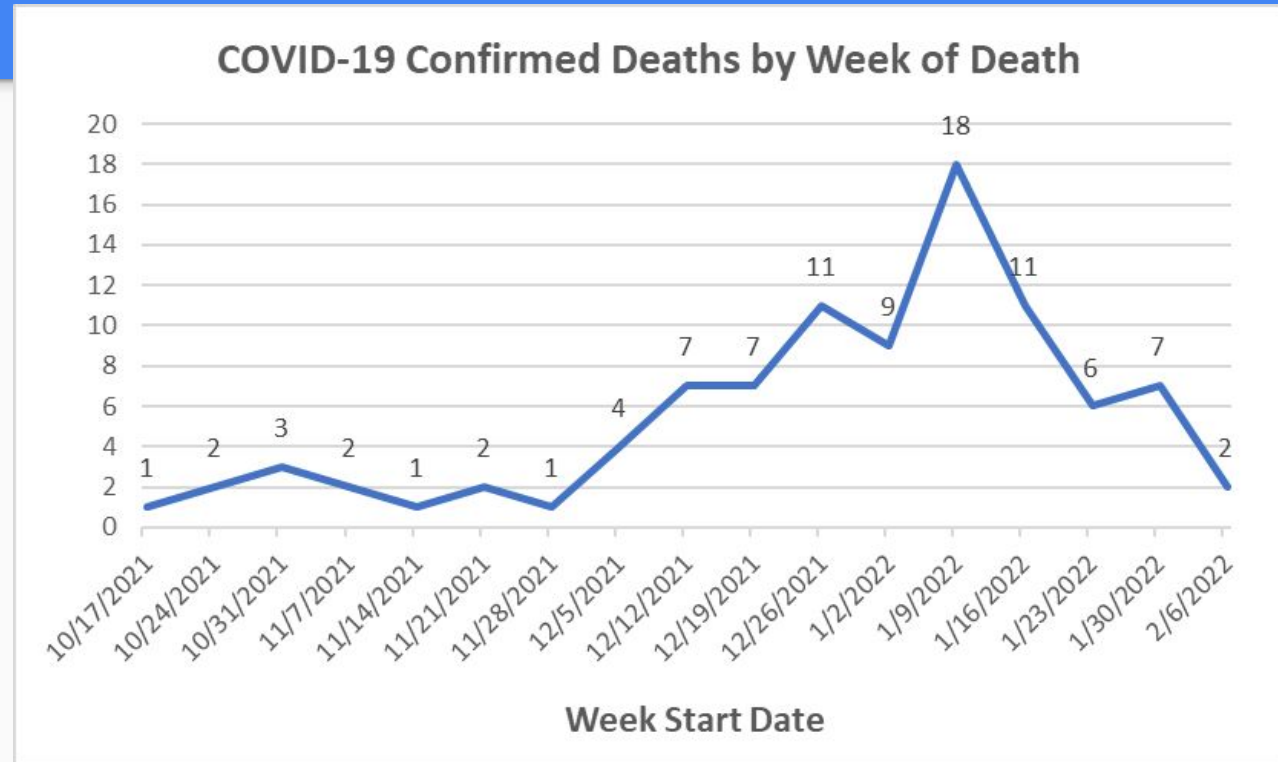
## ICU and Acute Beds for COVID-19: Carroll Hospital Center



# COVID-19 Deaths

Deaths are lagging cases and hospitalizations and data is not complete.

Deaths finally trending down. There were 4 deaths total added since last week's report, three of the individuals were not vaccinated. **The majority of deaths continue to occur in those who are unvaccinated, and at younger ages.**



# COVID-19 Deaths by Age and Vaccination Status

	#	40-59 Years	≥60 Years	Age Range (Years)	Avg Age (Years)
<b>Not fully vaccinated</b>	<b>44</b>	<b>13</b>	<b>31</b>	<b>41-94</b>	<b>68.8</b>
<b>Fully vaccinated/ not boosted</b>	<b>8</b>	<b>0</b>	<b>8</b>	<b>64-94</b>	<b>79.5</b>
<b>Fully vaccinated + boosted</b>	<b>12</b>	<b>1</b>	<b>11</b>	<b>57-98</b>	<b>79.1</b>



# Vaccinations

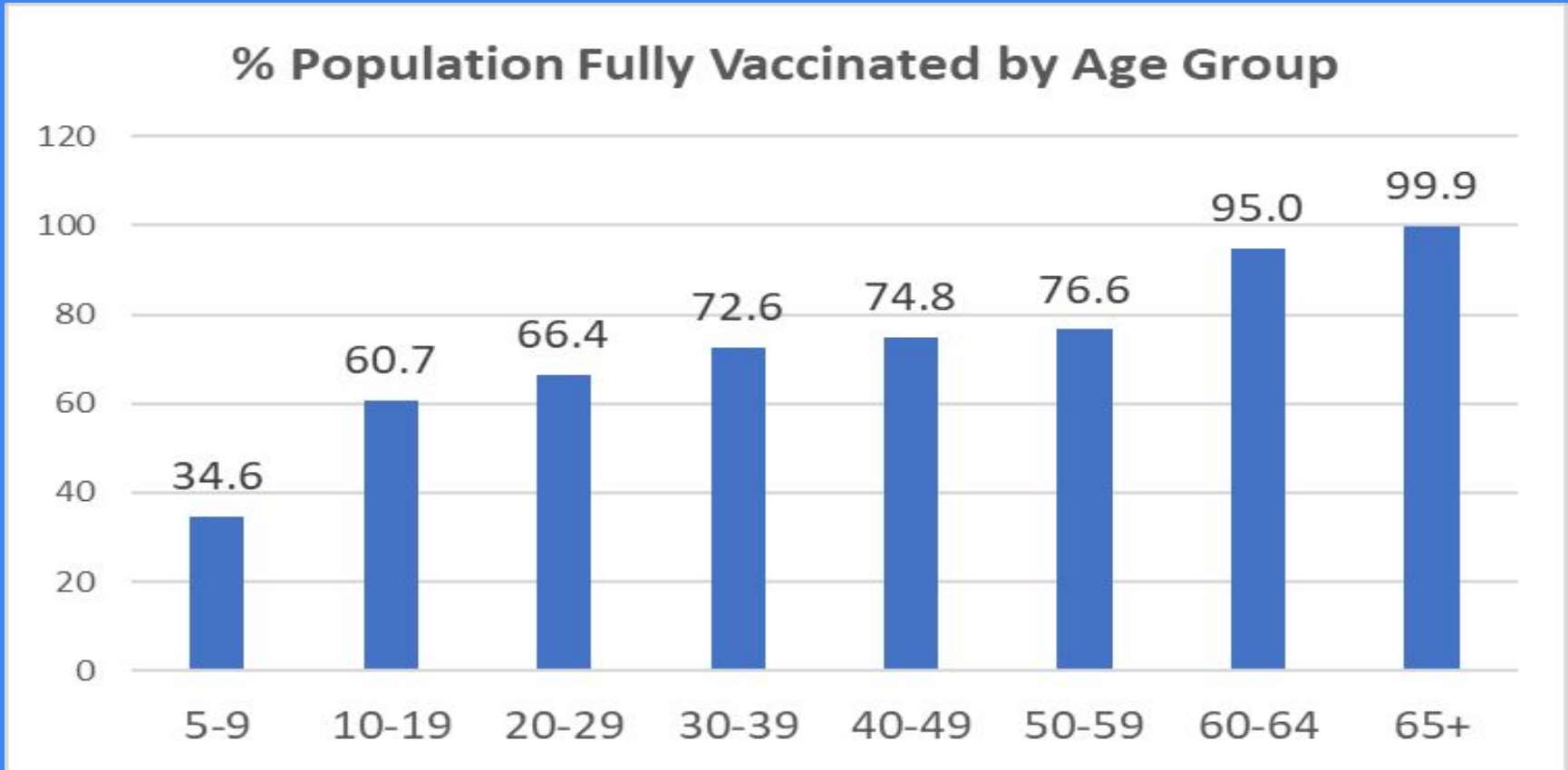
Vaccination in whole Carroll County population (all ages):

76.8% have had at least 1 dose  
71.7% are fully vaccinated

64,847 additional doses given - approximately 53.7% of those fully vaccinated received additional doses\*

\*Additional doses include 3rd doses for immunocompromised, and boosters.

Percent of Carroll County residents in each age group who are fully vaccinated (not necessarily up-to-date on vaccinations):



# General community guidance

Cases are decreasing across the state and country. The CDC is reviewing current metrics and may update guidance soon. **We are still in high transmission** and continue to recommend that everyone:

- Wear well-fitting masks in public and around people at high risk
- Avoid crowds and practice social distancing
- Gather outdoors or increase ventilation indoors
- Postpone travel and gatherings if possible
- Test when symptomatic or exposed to COVID or before visiting people at high risk
- Receive recommended vaccines or boosters as soon as possible
- Isolate if you have symptoms until you feel better or can get tested

# COVID-19 Service Updates

## Vaccinations

- Afternoon/evening clinics for ages 5+ at Carroll Community College

## Testing

- **Last week at Ag Center, moving back to the Health Dept;** Monday-Thursday 9 am -1 pm; appointments are encouraged
- Test kits through libraries - should have a much larger supply going out
- Can order test kits online, can get reimbursement from insurance

## Masks

- Distributing through libraries
- Area pharmacy chains - WalMart, Walgreens, CVS - but varies by location, so call first

