

Carroll County Board of Commissioners

COVID-19 Data Update

March 25, 2021

Ed Singer, LEHS

Carroll County Health Officer

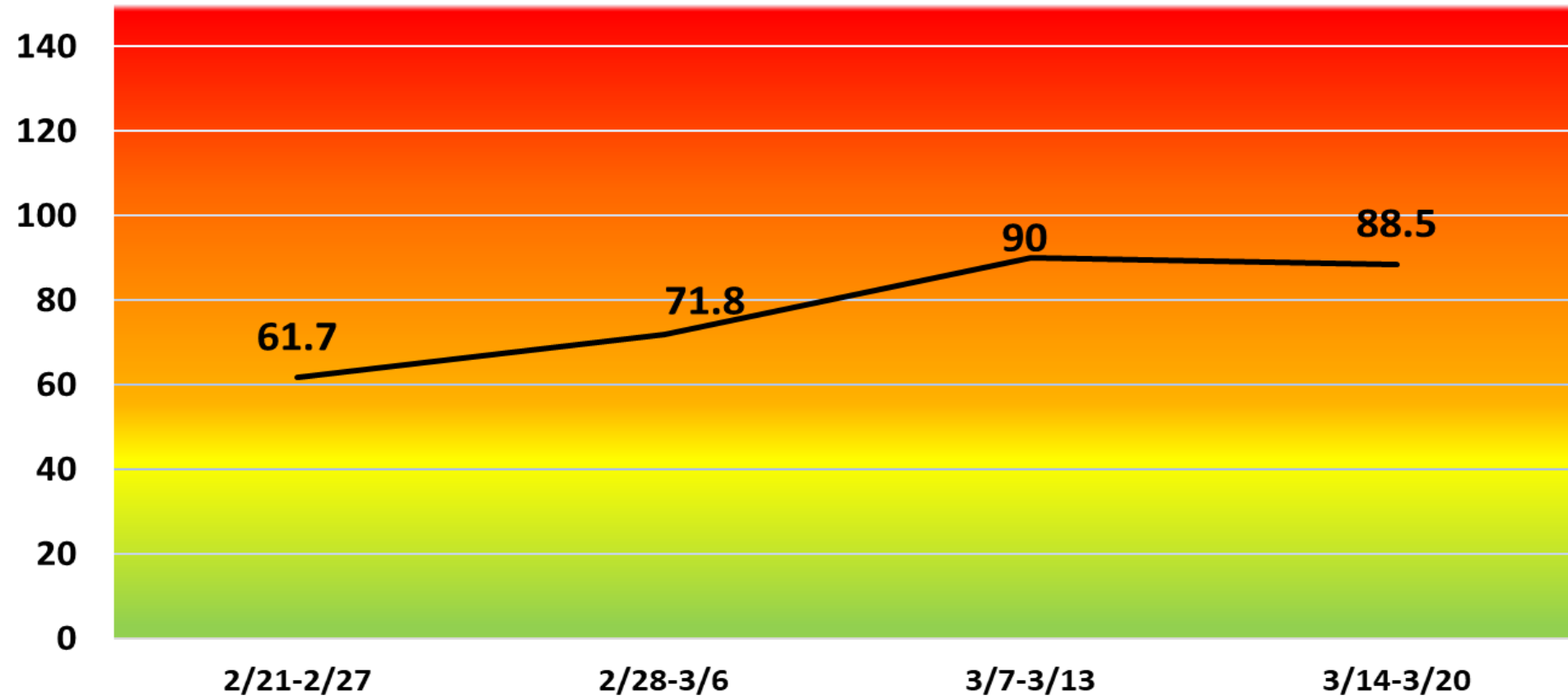
*Please note that this data is preliminary and subject to change.

**Carroll County
Health Department**



Public Health
Prevent. Promote. Protect.

Total cases per 100,000 per week



Positivity rate in Carroll County:

2/21: 3.3%, low

2/28: 2.8%, low

3/7: 3.3%, low

3/14: 4.9%, low

3/23: 5.3%

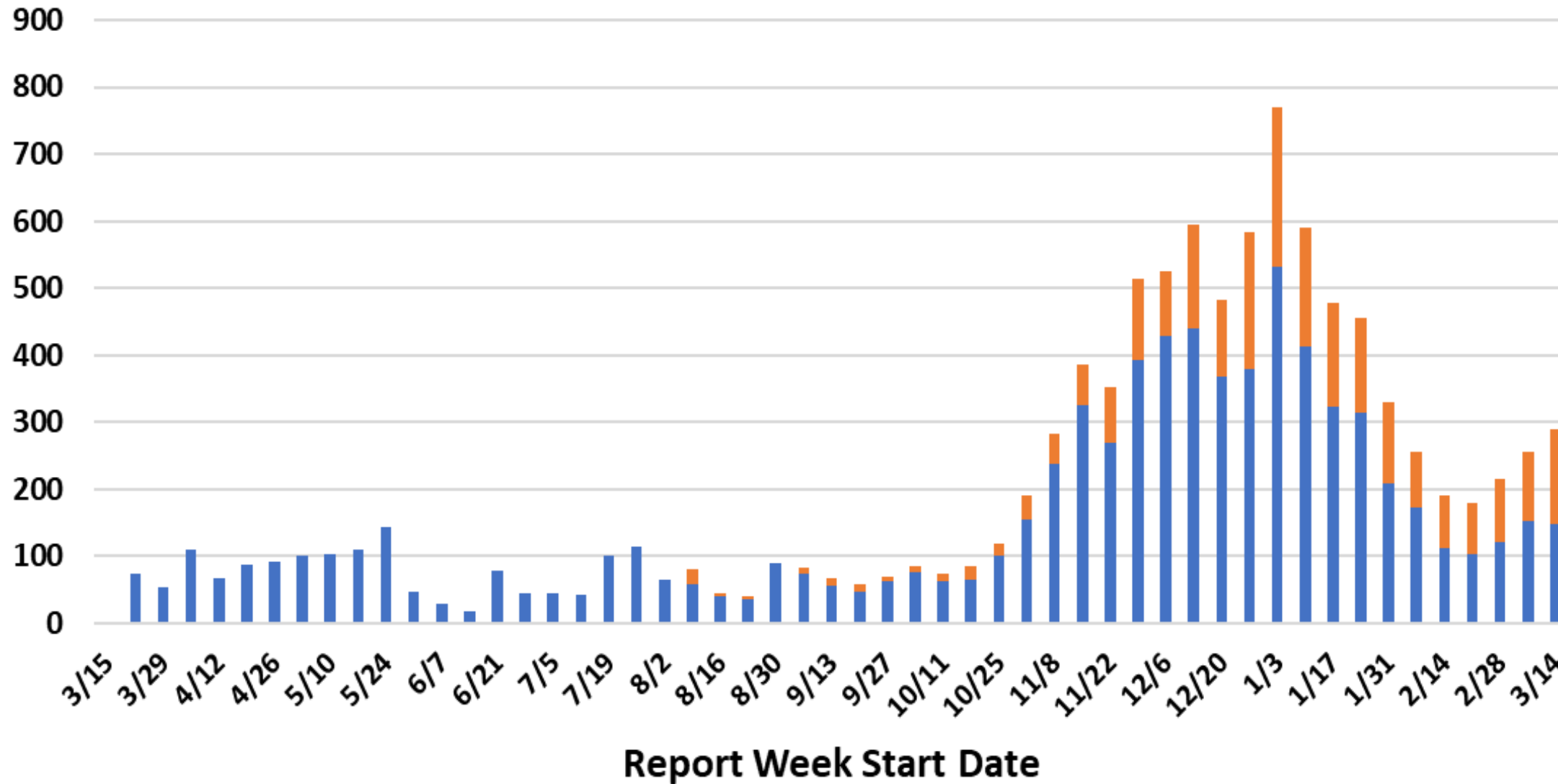
moderate

Levels of community transmission as defined by the CDC:

- Total new cases per 100,000 in past 7 days: Low 0-9, moderate 10-49, substantial 50-99, high ≥ 100
- Percent positive tests in past 7 days: low $< 5\%$, moderate 5-7.9%, substantial 8-9.9%, high $\geq 10\%$

All COVID-19 Cases by Report Week

Confirmed Probable



Probable cases

- Probable cases are those who test positive with an antigen test, not a PCR test.
- Probable cases are not included in our confirmed case totals (PCR test only).
- Cases that are confirmed with PCR tests are removed from the probable totals.



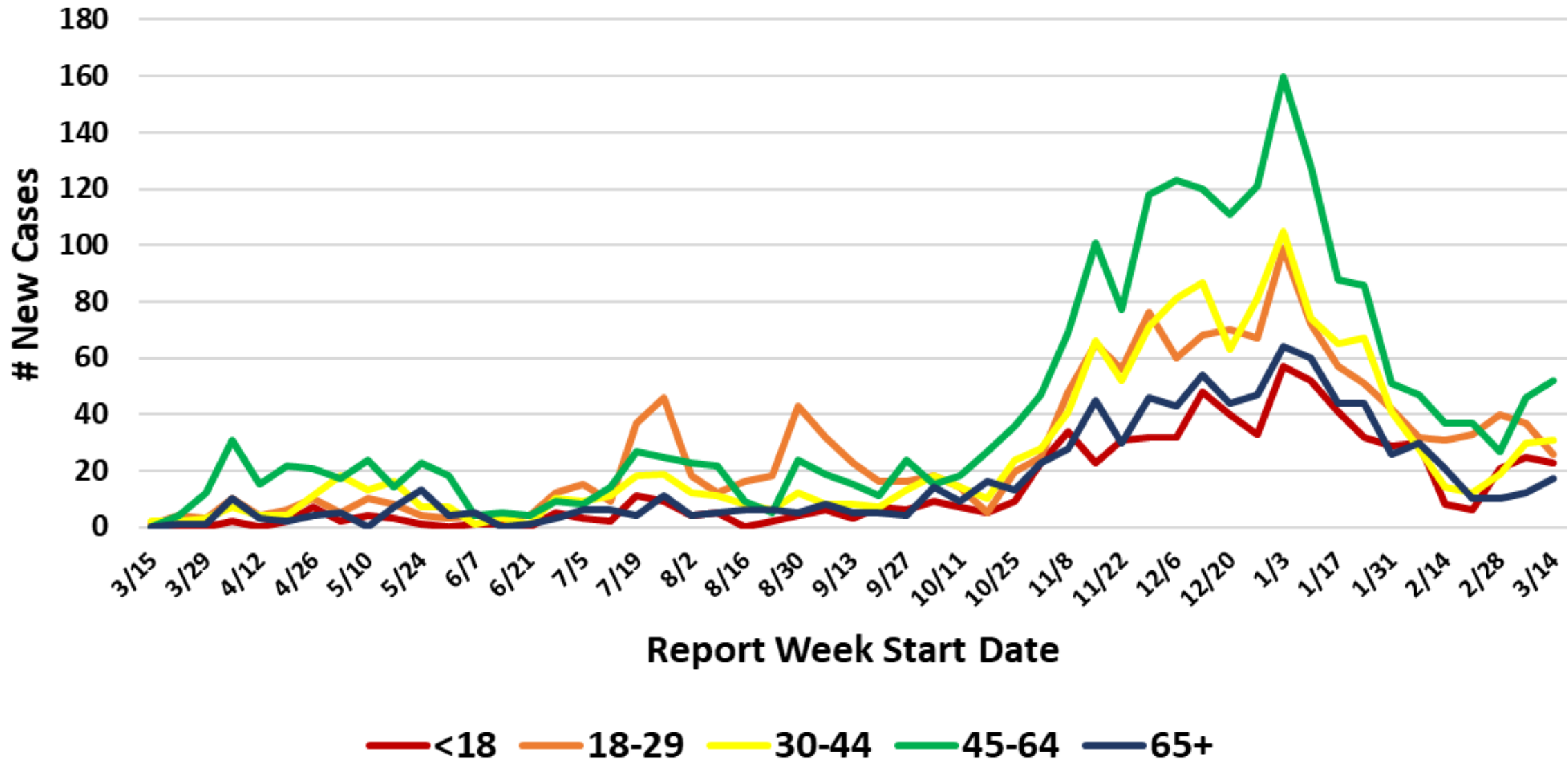
14-Day Rolling Average of New Community COVID-19 Cases by Report Date



Please note: community cases only

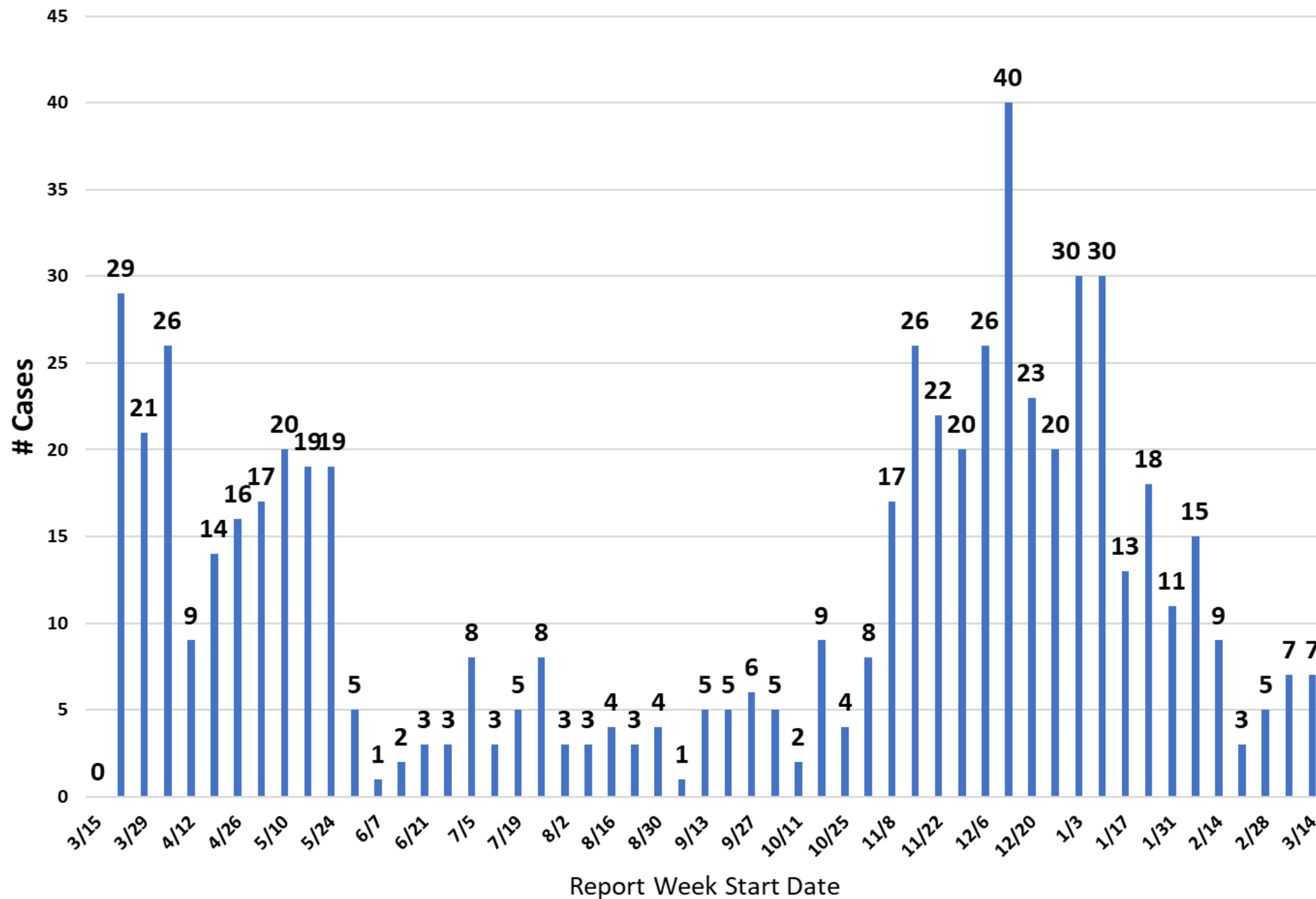


COVID Cases: Age Groups by Report Week



Community cases

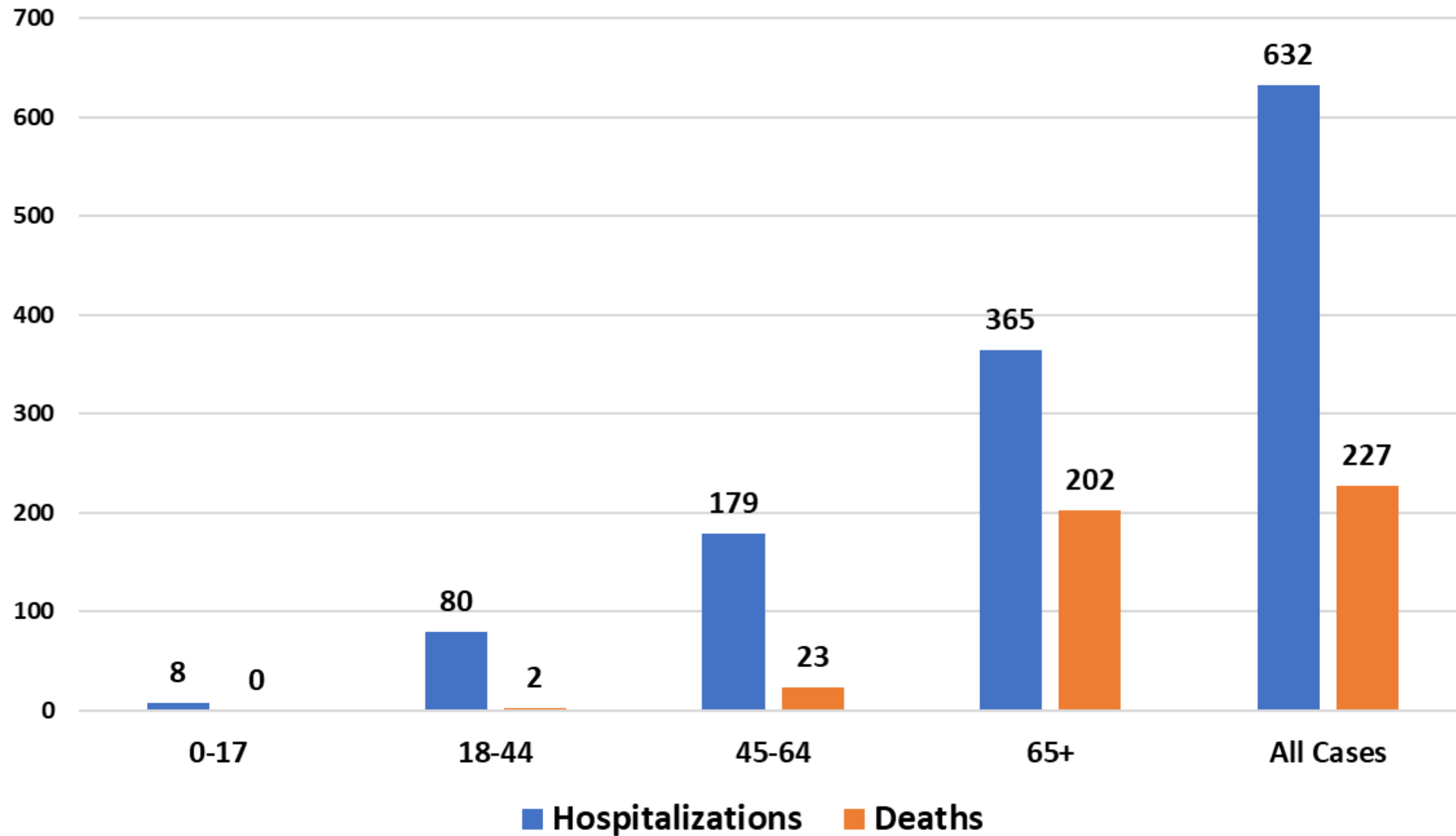
Hospitalizations by Report Week: All COVID-19 Cases



This graph shows hospitalizations by week for COVID positive Carroll County residents, in any hospital.

- Report week is the week their case was reported, which may not be the same week they were hospitalized. Only one hospitalization is noted per person.
- There is a slight data lag so recent numbers may increase.
- Additional hospital data can be found on our website: <https://cchd.maryland.gov/carroll-county-md-cases/>

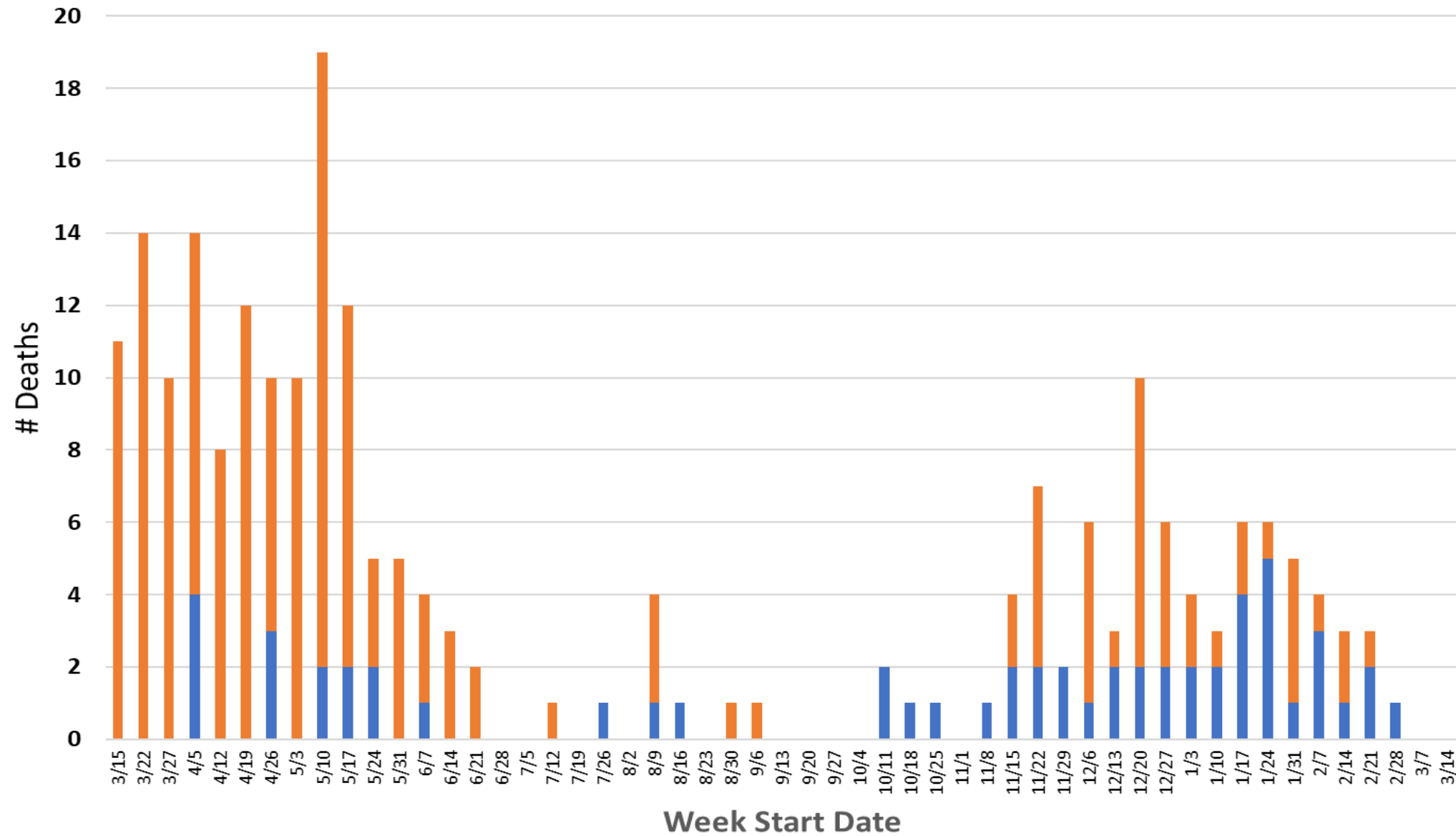
Hospitalizations and Deaths by Age Group (years): All COVID-19 Cases





COVID-19 Deaths by Week of Death

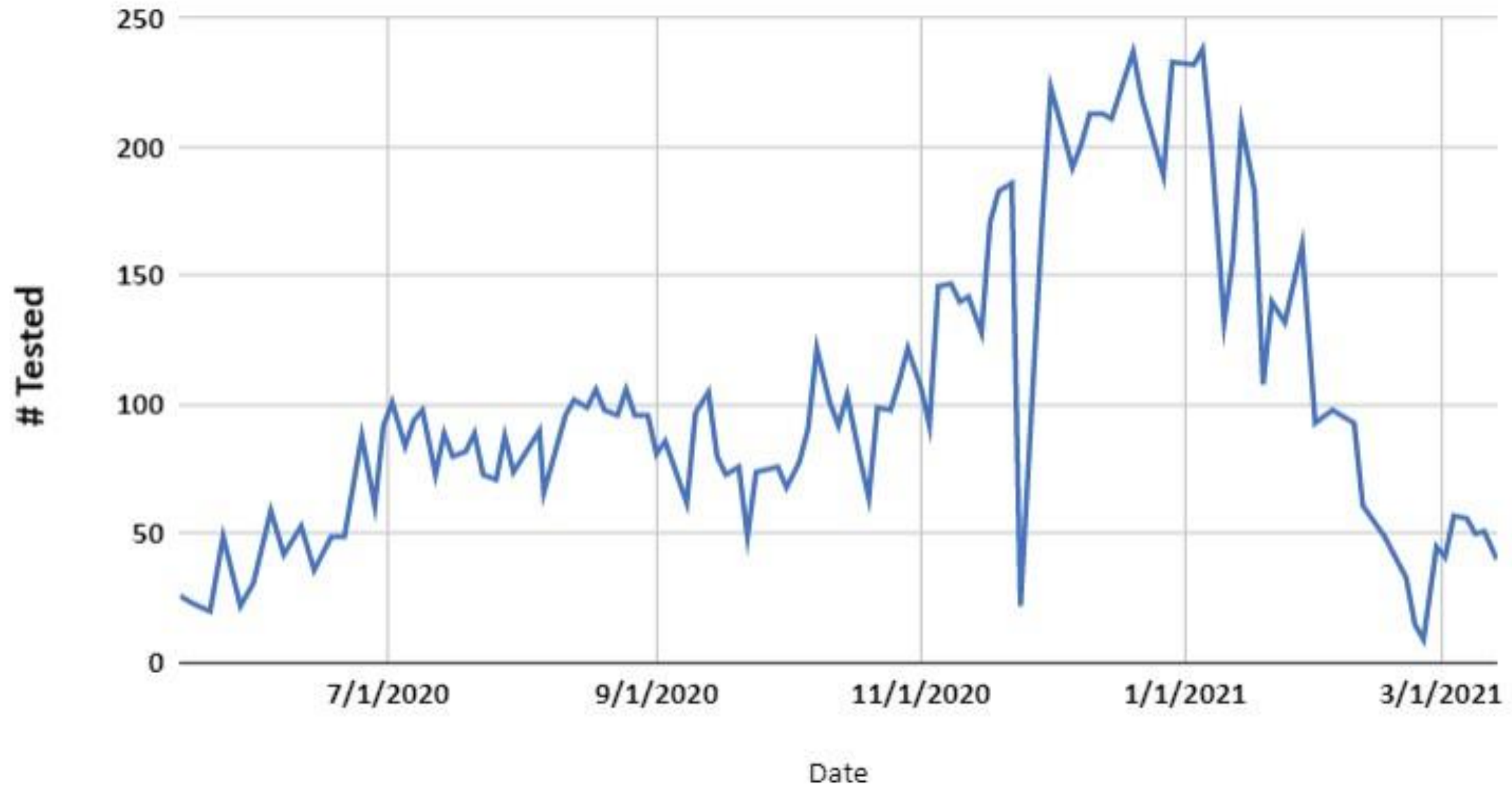
■ Confirmed Community deaths ■ Confirmed-Facility-related deaths

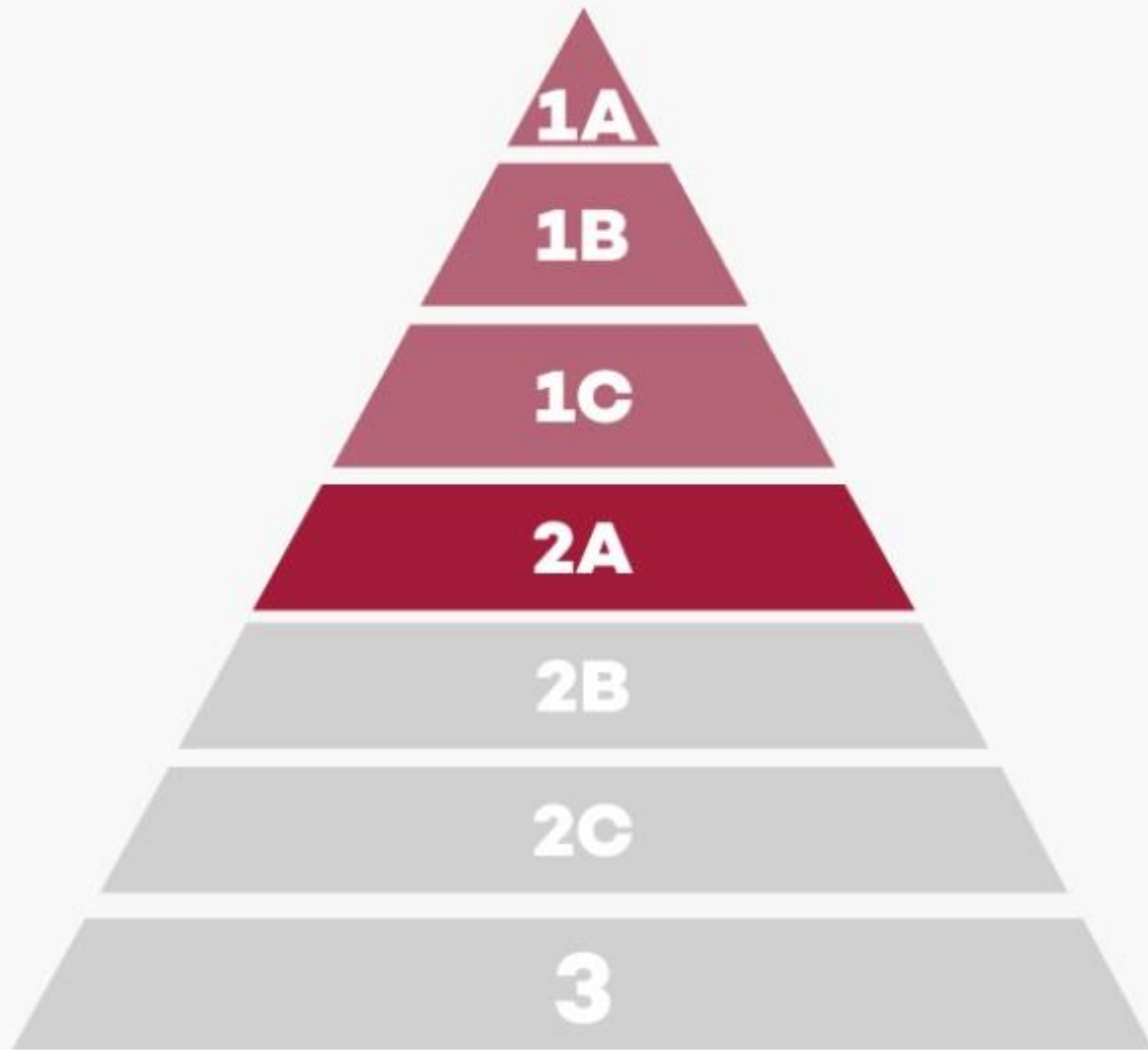


Please note:

- This data does not include deaths in probable cases.

CCHD Ag Center Testing Site





Phase 1A

- Health care workers, nursing homes, first responders

Phase 1B

- Assisted living, Adults age 75 and older
- Education and continuity of government

Phase 1C

- Adults age 65-74
- **Essential workers** in lab services, agriculture, manufacturing, postal service

Phase 2A

Marylanders ages 60+

***Maryland is currently in this stage**

Phase 2B – opens March 30

- Marylanders ages 16+ with **underlying medical conditions** that increase the risk for severe COVID-19 illness
- Marylanders ages 16+ with disabilities who are receiving certain benefits and services

Eligibility opens Tues., March 30.

Phase 2C -

- Marylanders 55 and older
- Essential workers in critical industries, including construction workers, food services, utilities, transportation, financial services, IT and other infrastructure

Phase 3

General population, including healthy adults ages 16+

Week of March 21st: Opening to 1C, 2A

Still actively working to contact and enroll people 75+

Phase 1C

- **Open to 65+**
- **Sent links to 1C essential workers**

Phase 2A

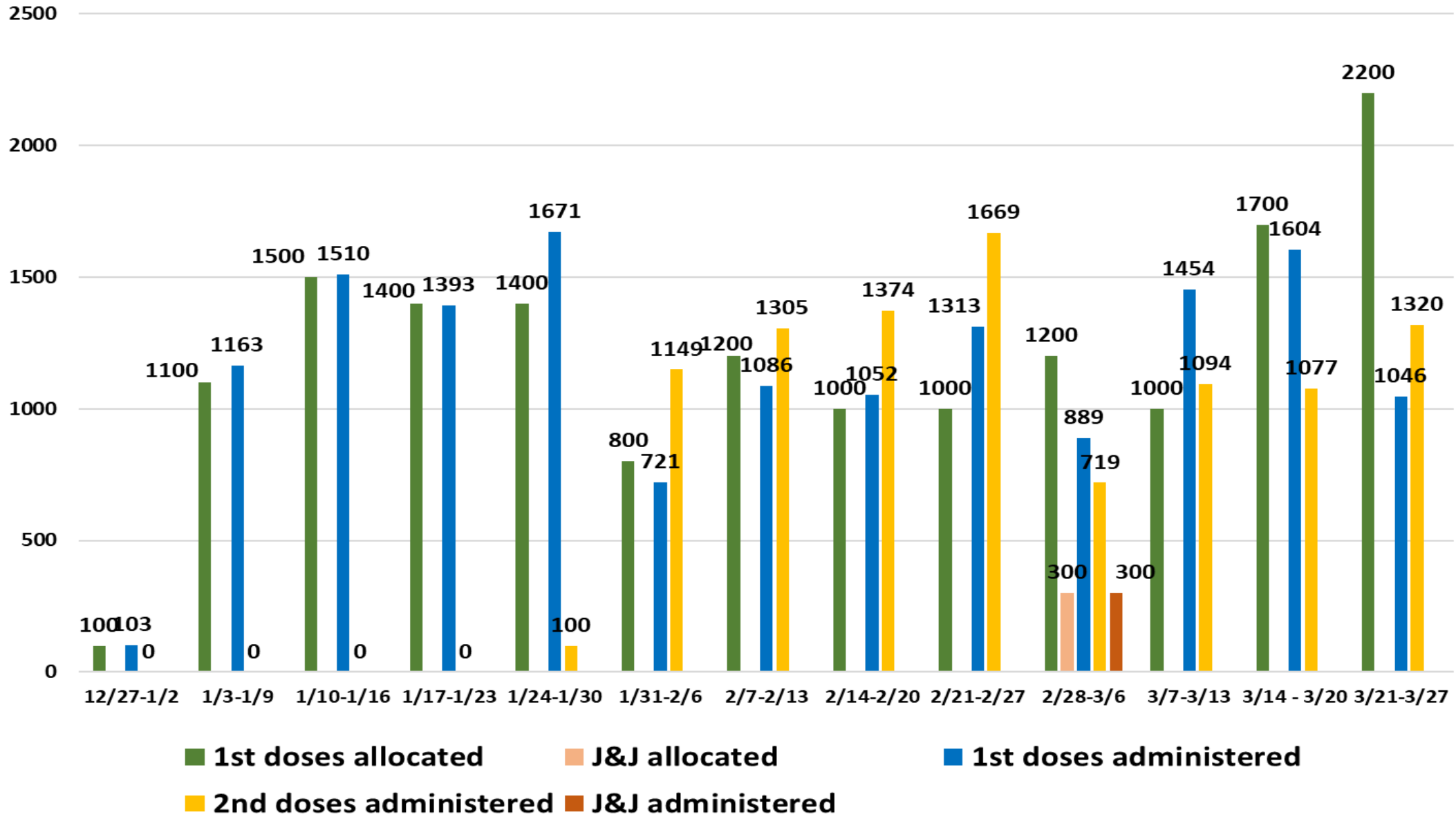
- **Sent links to 60-64 year olds**

Phase 2B

- **Sent limited links to people with health conditions (opens March 30)**

- **Working with agencies and businesses to plan for 1C and 2C essential employee vaccinations**

Carroll County Health Department COVID-19 Vaccinations



CCHD:
1st doses: 15,005
plus 300 J&J

2nd doses: 9,807

Not on chart:

Carroll Hospital:
1st doses: 2,845
2nd doses: 2,636

***This does not include long-term care facilities (vaccinated by CVS/Walgreens).**

Please note: Week of 3/21 is in progress; doses administered will increase.

Estimated Carroll populations by COVID-19 Vaccine Priority Group

		Estimated # Residents*	Notes
Phase 1a:	Healthcare Workers/Staff	11,343	2,738 vaccinated by CCHD
	NH Residents/Staff	>476	Pharmacies will vaccinate
	First responders, public safety, corrections	4,398	Firefighters not included in population numbers; 583 vaccinated by CCHD
Phase 1b:	Assisted Living, other congregate settings	1,058	Pharmacies will vaccinate
	Adults 75+	12,277	Estimated 9,378 vaccinated (5,043 by CCHD)
	Education and continuity of government	7,606	5,500 CCPS, 300 private schools, 736 for daycares; Continuity of government: 50; Higher Education: 750; (4,599 vaccinated by CCPS and CCHD in partnership)
Phase 1c:	Adults 65-74	16,835	Estimated 9,910 vaccinated (1,739 vaccinated by CCHD)
	Essential workers: lab services, agriculture, manufacturing, postal service	6,311	69 vaccinated by CCHD
Phase 2:	Adults 16-64 at increased risk due to comorbidities	65,000	
	Essential workers: critical utilities, transportation, food services	3,941	
Phase 3:	General population, including healthy adults age 16-64		

Note: residents may belong to more than one group

Total Carroll County residents who have been vaccinated: 44,566

Sources: Crisp Reporting Services (MDH ImmuNet data), preliminary data through 3/23/2021, MDH PrepMod

Table: Population and COVID-19 Vaccination Estimates for Carroll County residents aged 65+ years

	65 - 74 Years		75+ Years		65+ Years	
	Estimated Population	Estimated % Vaccinated	Estimated Population	Estimated % Vaccinated	Estimated Population	Estimated % Vaccinated
Hispanic (All Races)	195	45.2	143	32.5	338	39.9
Non-Hispanic White	15,812	56.8	11,575	75.4	27,387	64.7
Non-Hispanic Black	489	62.0	289	82.4	778	69.6
Non-Hispanic Asian	211	54.5	186	51.1	397	52.9
Non-Hispanic Other/Multi	128	100.0	84	100.0	212	100.0
Total	16,835	57.3	12,277	75.0	29,112	64.7

Source: Crisp Reporting Services (MDH ImmuNet data), preliminary data through 3/23/2021

- Additional outreach to Hispanic populations planned

Scheduled Clinics for 1st Doses

Week of 3/14

- Westminster
- Eldersburg
- Public Schools

Week of 3/21

- Mount Airy
- Public Schools
- Hampstead
- Westminster

Week of 3/28

- Taneytown
- Westminster

- Working on larger more centralized clinics; some weekend and evening hours for people who are working

**Carroll County
Health Department**



Public Health
Prevent. Promote. Protect.

Our vaccine supply is extremely limited and vaccine may soon be available at other sites. Visit our website for more information.

Current COVID-19 Vaccination Information and Updates

<https://cchd.maryland.gov/covid-19-vaccination/>



Questions?

**Carroll County
Health Department**



Public Health
Prevent. Promote. Protect.