Carroll County, Maryland Community COVID-19 Vaccination Survey

Tuesday, December 08, 2020

Powered by SurveyMonkey

10,613

Total Responses

Date Created: Saturday, November 28, 2020; closed December 8, 2020

Powered by SurveyMonkey

This survey is designed to measure the interest of Carroll County residents in receiving a COVID-19 vaccine. The way the vaccine is distributed to high-risk groups and the general public will depend on many factors. Your answers will help us plan for vaccine distribution.

Q1. Do you think you will get a COVID-19 vaccine as soon as it becomes available to you?

Answered: 10,597 Skipped: 16

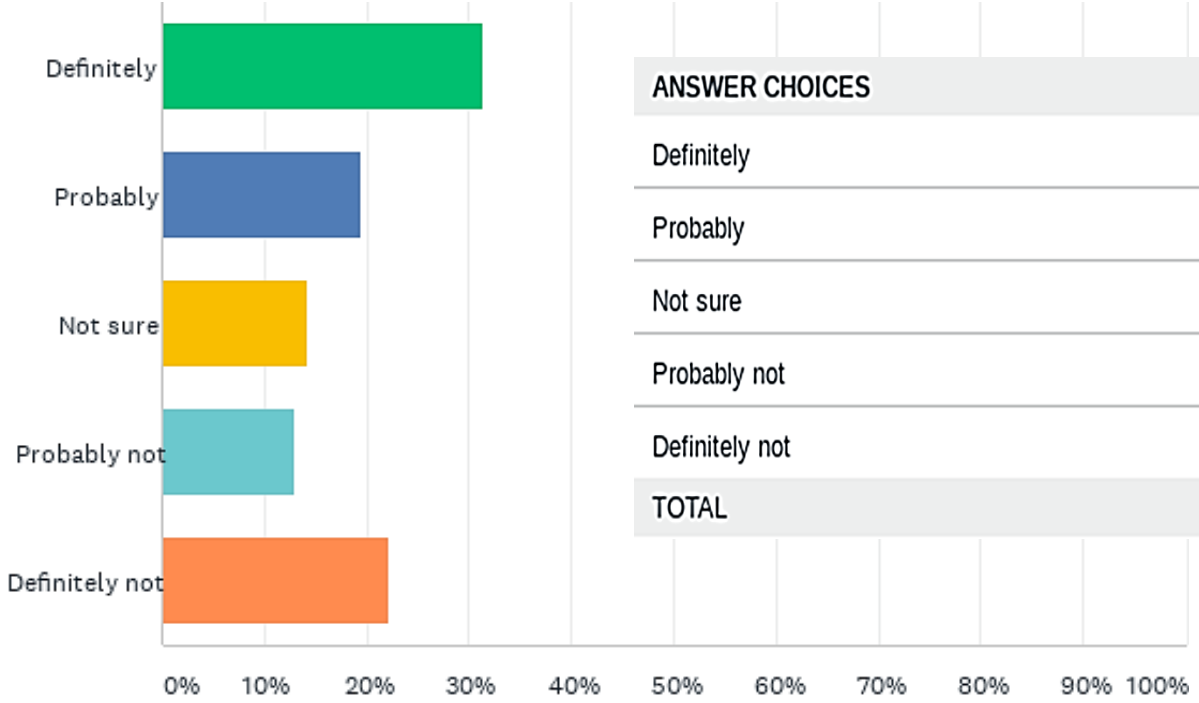

ANSWER CHOICES	RESPONSES	
Definitely	31.39%	3,326
Probably	19.47%	2,063
Not sure	14.19%	1,504
Probably not	12.87%	1,364
Definitely not	22.08%	2,340
TOTAL		10,597

Powered by SurveyMonkey

Q2: If you are not sure, or will not get the COVID-19 vaccine as soon as it becomes available to you, do you think you will get the vaccine in the next year? (If you are going to get the vaccine as soon as it becomes available to you, please skip to Q5.)

Answered: 7,386 Skipped: 3,227

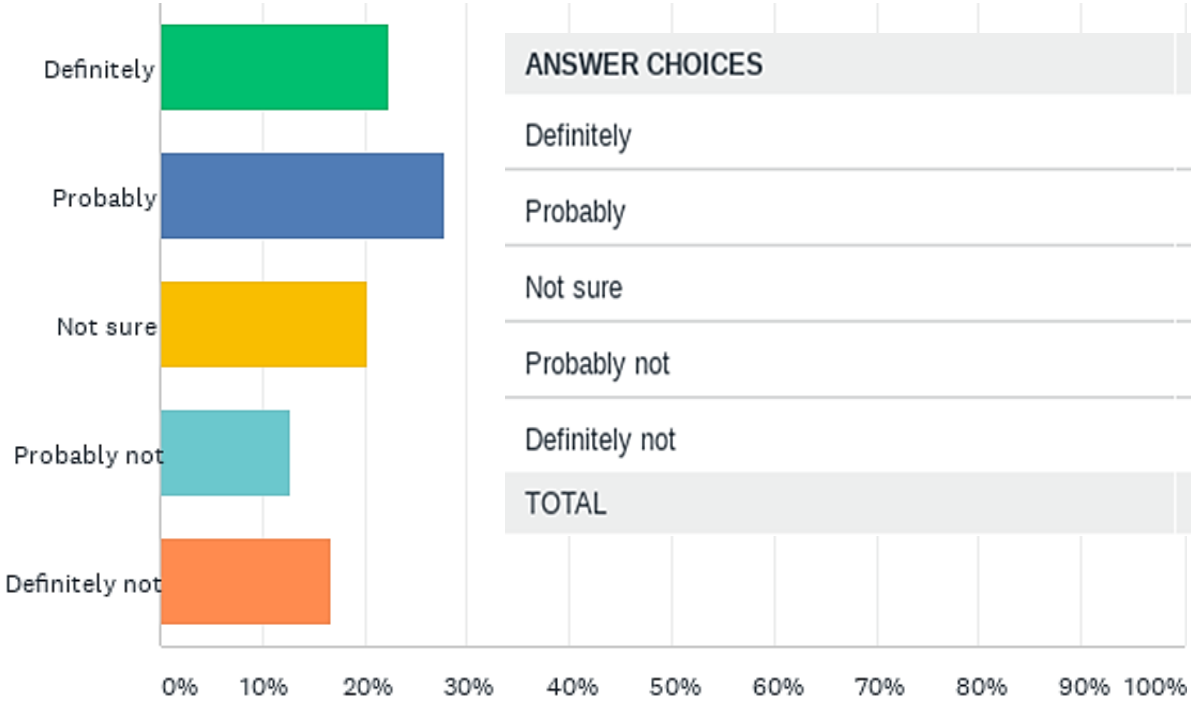

ANSWER CHOICES	RESPONSES	
Definitely	22.34%	1,650
Probably	27.82%	2,055
Not sure	20.39%	1,506
Probably not	12.69%	937
Definitely not	16.76%	1,238
TOTAL		7,386

Powered by SurveyMonkey

Q3: If you are not sure, or will not get the COVID-19 vaccine as soon as it becomes available to you, why not? Please check all that apply. Answered: 6,927

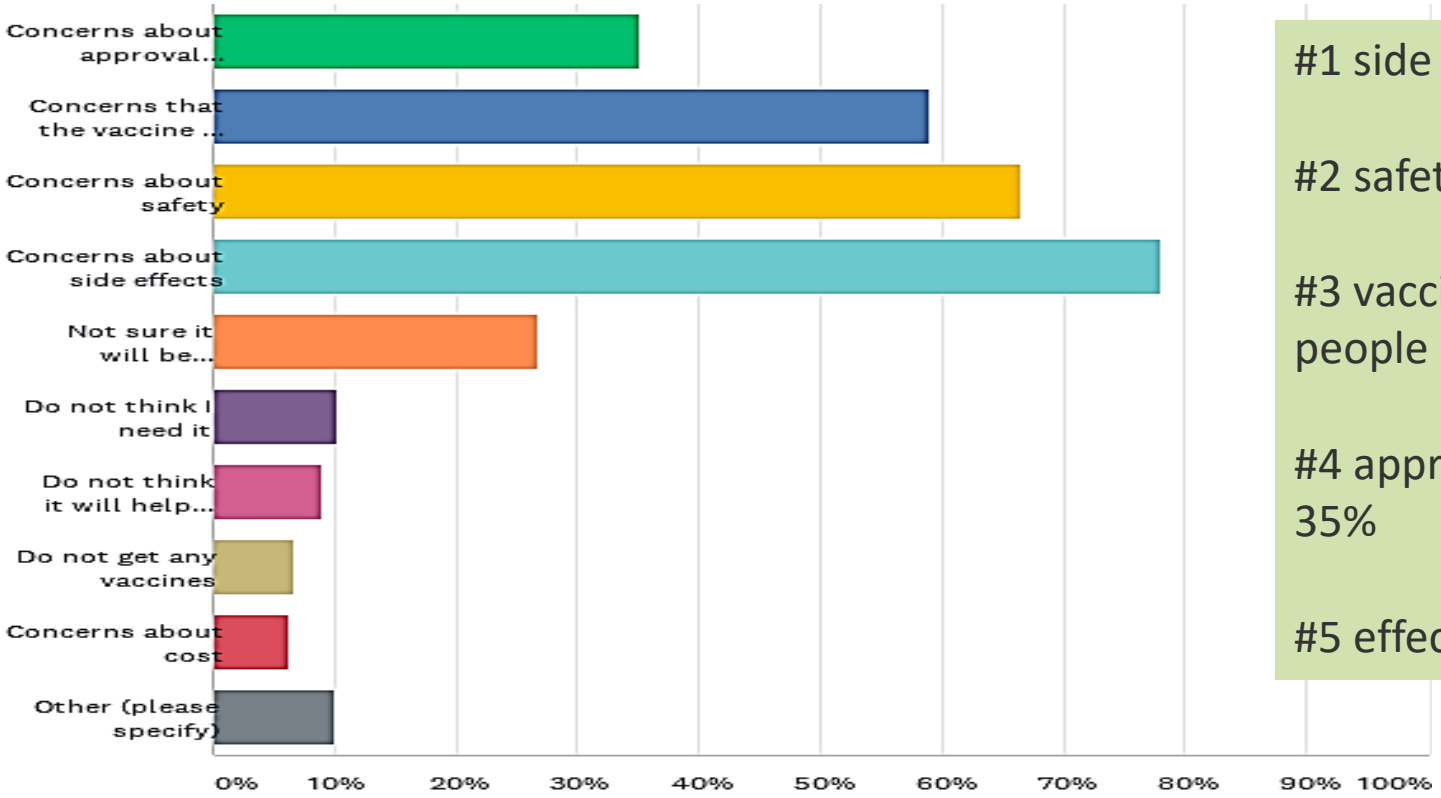

#1 side effects – 78%

#2 safety – 66%

#3 vaccine not tested on people like me – 59%

#4 approval process – 35%

#5 effectiveness – 26%

Powered by SurveyMonkey

Q3: If you are not sure, or will not get the COVID-19 vaccine as soon as it becomes available to you, why not? Please check all that apply.

Answered: 6,927 Skipped: 3,686

ANSWER CHOICES	RESPONSES	
Concerns about approval process	35.22%	2,440
Concerns that the vaccine has not been tested enough among people who are like me (race, ethnicity, age, etc.)	59.03%	4,089
Concerns about safety	66.46%	4,604
Concerns about side effects	78.04%	5,406
Not sure it will be effective	26.75%	1,853
Do not think I need it	10.31%	714
Do not think it will help slow the spread of COVID-19	8.89%	616
Do not get any vaccines	6.74%	467
Concerns about cost	6.34%	439
Other (please specify)	10.11%	700
Total Respondents: 6,927		

Powered by SurveyMonkey

Q3: If you are not sure, or will not get the COVID-19 vaccine as soon as it becomes available to you, why not? Please check all that apply.

Comment categories and number of responses:

- Long-term effects (85)
- Rushed/more research needed (84)
- Don’t trust gov’t, Trump, Fauci, Bill Gates (75)
- Pre-existing health conditions (47)
- Not in a priority group – let others have it first (41)
- Not necessary because survival rate is so high (41)
- Issues with ingredients – don’t know what they are, contain fetal cells, unethical, etc. (32)
- Pregnant/nursing/trying to get pregnant (30)
- Don’t get the flu shot so won’t get this (27)
- Had COVID already (25)
- mRNA vaccine too new (25)
- Concerned about side effects/reactions (22)

Q3 Comment categories, continued

- No liability for vaccine makers (1986 Natl Childhood Vaccine Injury Act) – (19)
- Want to wait and see what happens with others (19)
- Freedom of choice (17)
- Issues with previous vaccination (16)
- Allergic to ingredients in vaccine (10)
- Access issues (cost, transportation, homebound) (7)
- Religious reasons (7)

Q3 Other Comments:

- Not everyone receives the yearly flu vaccine but tens of thousands of people die YEARLY from that.
- More people die from the flu and cancer!
- There is no effective flu shot; why would I believe there will be an effective shot for this?
- Worried it can actually give me COVID--like you can get the flu from the flu shot
- Can vaccine make me a carrier or make me shed virus to infect a vulnerable person in my care? (2)
- The virus has demonstrated mutations. Is the vaccine capable of protecting from the mutations?
- Drug trials also hand select people who they think will respond well to the drug which raises concerns about race/gender/age and underlying medical conditions.
- Worried they will not take precautions to prevent spread of COVID at vaccination sites.
- What happens if you get doses of different vaccines?
- I am more afraid of a new vaccine than COVID, think side effects of vaccine worse than COVID (4)
- Once all politicians receive the vaccine I might consider hearing what you have to say.
- I am not anti-vaccine, I am anti-unnecessary risk taking.
- Bogus or unapproved vaccines getting into the system.
- Better vaccine will come out
- No placebo used in trials; high rate of vaccine injury
- **Note: comments are paraphrased for brevity and anonymity; parentheses indicate number of similar responses in comments**

Powered by SurveyMonkey

Q4: If you are not sure, or will not get the COVID-19 vaccine as soon as it becomes available to you, what might make you decide to get the vaccine at a later time? Please check all that apply.

Answered: 6,961 Skipped: 3,652

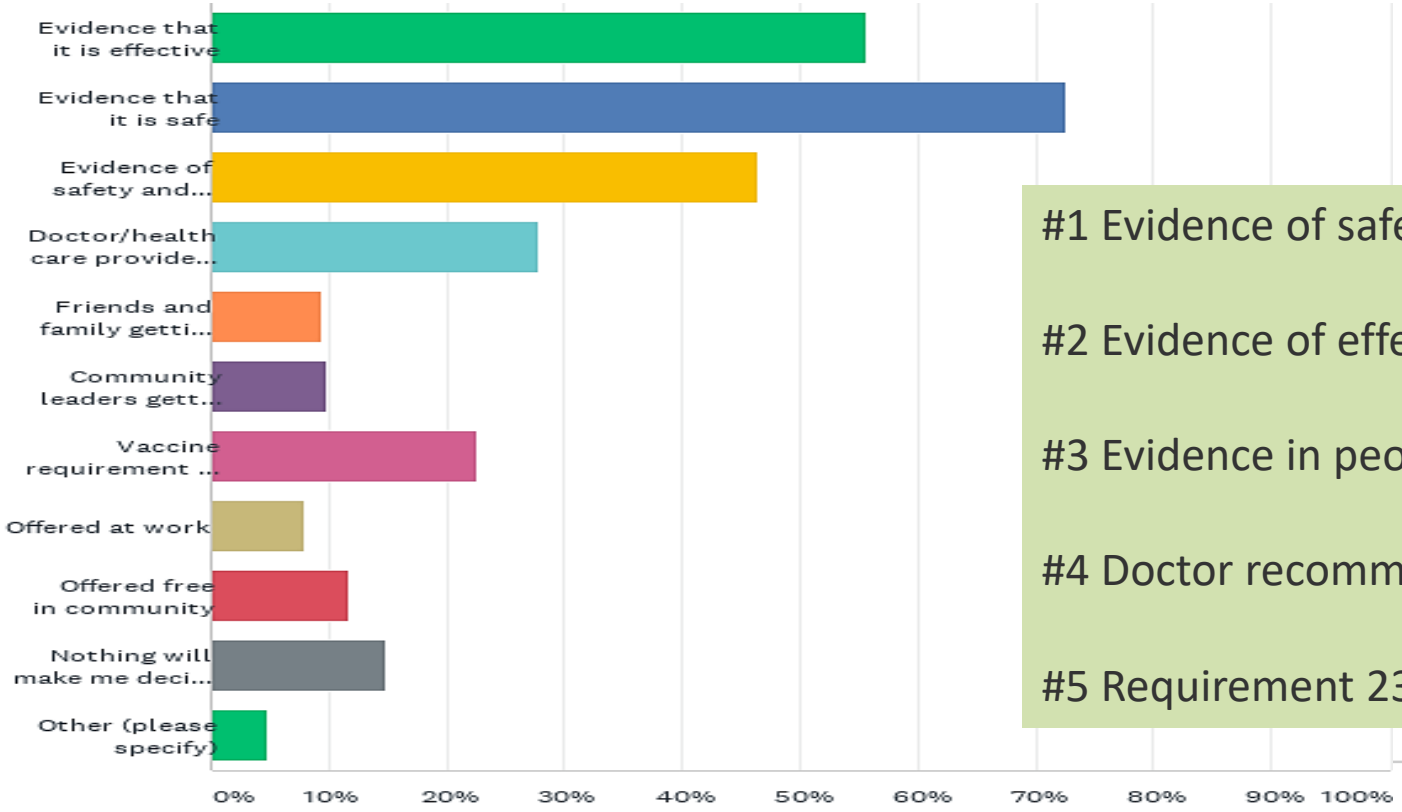

#1 Evidence of safety – 73%

#2 Evidence of effectiveness – 56%

#3 Evidence in people like me – 46%

#4 Doctor recommends – 28%

#5 Requirement 23%

Q4: If you are not sure, or will not get the COVID-19 vaccine as soon as it becomes available to you, what might make you decide to get the vaccine at a later time? Please check all that apply.

Answered: 6,961 Skipped: 3,652

ANSWER CHOICES	RESPONSES	
Evidence that it is effective	55.57%	3,868
Evidence that it is safe	72.66%	5,058
Evidence of safety and effectiveness in people like me (race, ethnicity, age, etc.)	46.47%	3,235
Doctor/health care provider recommends it	27.80%	1,935
Friends and family getting it	9.44%	657
Community leaders getting it	9.78%	681
Vaccine requirement for activities such as work, school, sports, travel, etc.	22.58%	1,572
Offered at work	7.94%	553
Offered free in community	11.62%	809
Nothing will make me decide to get the vaccine	14.94%	1,040
Other (please specify)	4.80%	334
Total Respondents: 6,961		

Powered by SurveyMonkey

Q4 Comments:

- If doctor says it’s ok, I will consider it.
- Need to know it doesn’t make you get COVID
- Availability of more traditional vaccines
- If it is proven that antibodies DON'T work I will get one asap
- Approval by US and other Countries
- Vastly reduced 2nd dose side effect
- Evidence that it is necessary for me – don’t get sick often and avoid drugs or medicines
- When everyone stops politicizing COVID19 so that citizens can trust case statistics. And the censorship of doctors & scientists with different findings & opinions (than the CDC, WHO, etc) ends.
- If the government does NOT make it a requirement for anything - that will show me that it's obvious we need it and doesn't need to be mandated.
- Evidence that vaccination for covid 19 is beneficial for myself or for public health
- When benefit equals or exceeds the risk
- True transparency of ingredients and risks. Tired of doctors saying there are none.
- This vaccine given to community leaders and government officials first
- Only if required for travel outside of the us and has been proven effective.
- We need to know the side effects of the vaccine. Is the cure worse than the disease/illness?

Powered by SurveyMonkey

Q4 Comments continued:

- Making it a requirement will almost certainly make me not get it.
- Multiple pieces of evidence./ Peer-reviewed journal articles citing the experiments performed and the results/white paper data/raw data (4)
- Post holiday covid stats
- Want to understand if there is tracking associated with taking vaccines
- It needs to be like the flu vaccine- voluntary and non political.
- Convenience of appointment location, time, etc.
- Once it's been out for 6 months or so and people are responding well to it
- Nothing will make me decide to get it right away. Friends in trials w/ multiple bad side effects.
- Approved by the WHO...I worry the CDC has been influenced and will rush the vaccine
- Compensation for severe side affects or death
- Reverse the 1986 Act that makes vaccine makers liable again. People are being experimented on like in the Tuskegee Experiment.
- My insurance will need to cover it with a zero copay, similar to the flu shot.
- **Note: comments are paraphrased for brevity and anonymity; parentheses indicate number of similar responses in comments**

Powered by SurveyMonkey

Q5: Do you belong to any of the following priority groups for vaccination? Please check all that apply.

Answered: 10,477 Skipped: 136

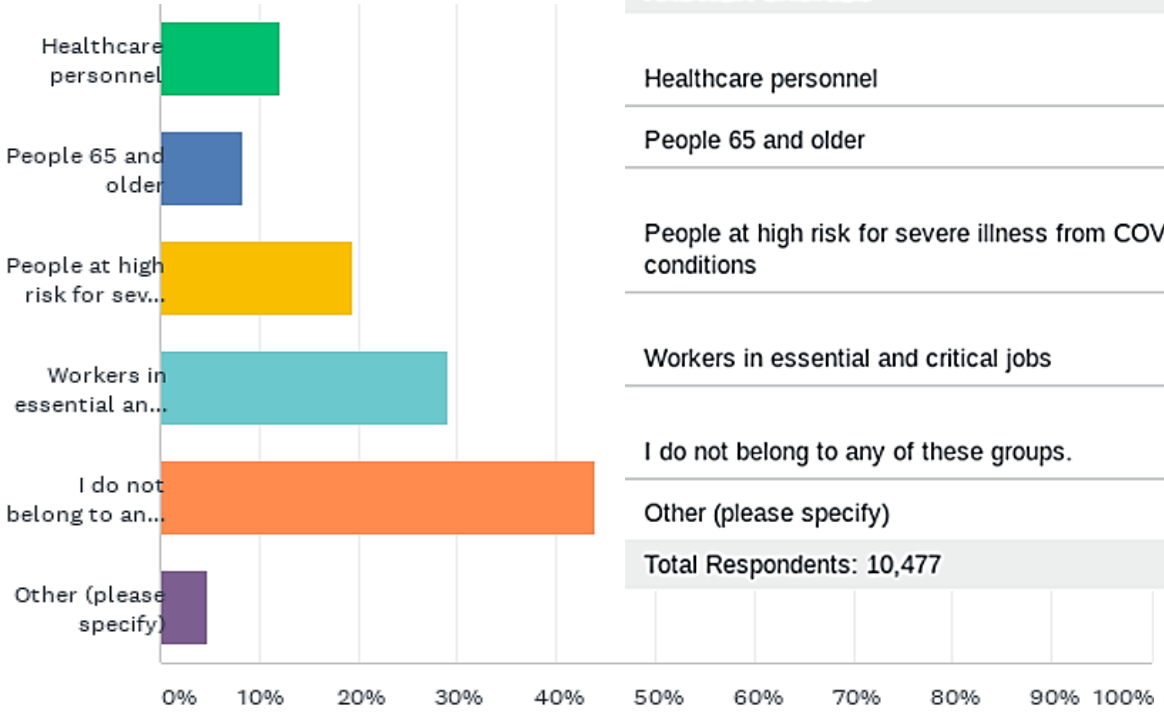

ANSWER CHOICES	RESPONSES	
Healthcare personnel	12.21%	1,279
People 65 and older	8.44%	884
People at high risk for severe illness from COVID-19 due to underlying medical conditions	19.45%	2,038
Workers in essential and critical jobs	29.11%	3,050
I do not belong to any of these groups.	43.83%	4,592
Other (please specify)	4.92%	515
Total Respondents: 10,477		

Powered by SurveyMonkey

Q5: Do you belong to any of the following priority groups for vaccination? Other:

- School/childcare/education – 275
- Live with or care for someone high risk – 61
- 1st responder - 3

Powered by SurveyMonkey

Q6: Does anyone else in your immediate household belong to any of the following priority groups? Please check all that apply.

Answered: 10,392 Skipped: 221

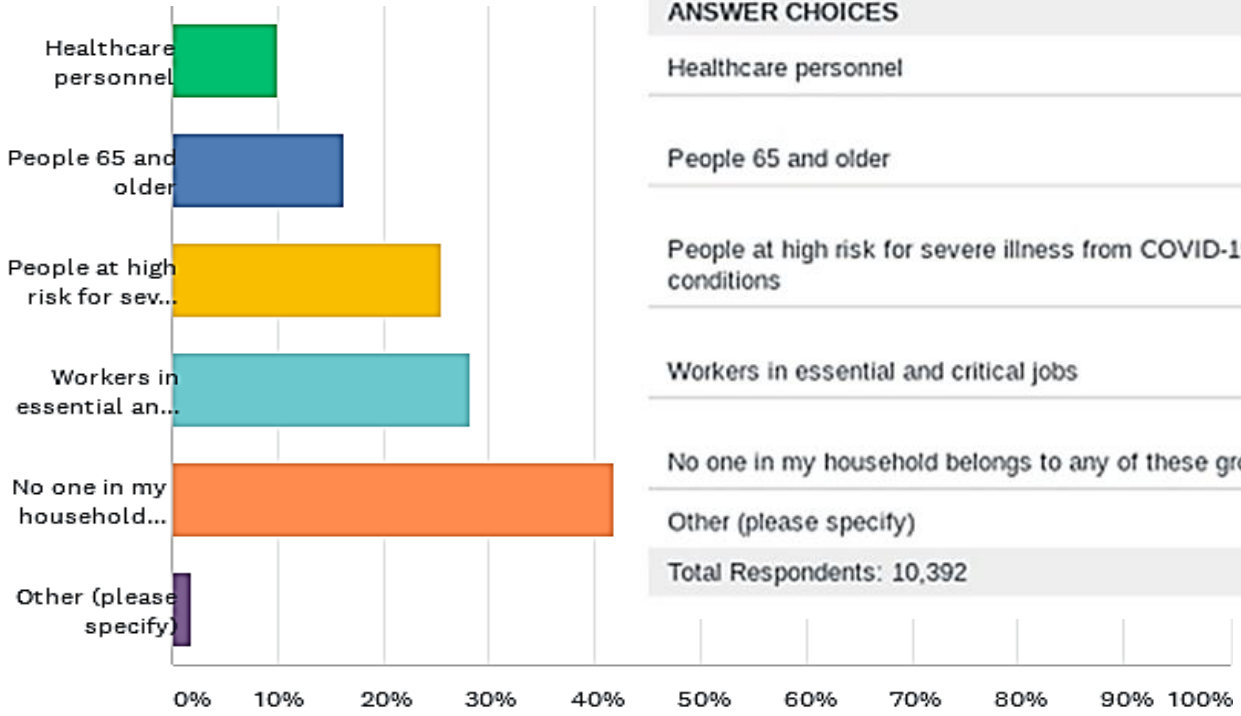

ANSWER CHOICES	RESPONSES	
Healthcare personnel	9.94%	1,033
People 65 and older	16.25%	1,689
People at high risk for severe illness from COVID-19 due to underlying medical conditions	25.48%	2,648
Workers in essential and critical jobs	28.32%	2,943
No one in my household belongs to any of these groups (not including yourself)	41.85%	4,349
Other (please specify)	1.87%	194
Total Respondents: 10,392		

Powered by SurveyMonkey

Q7: If you have children 18 or younger, do you think you will get a COVID-19 vaccine for them as soon as it becomes available?

Answered: 10,476 Skipped: 137

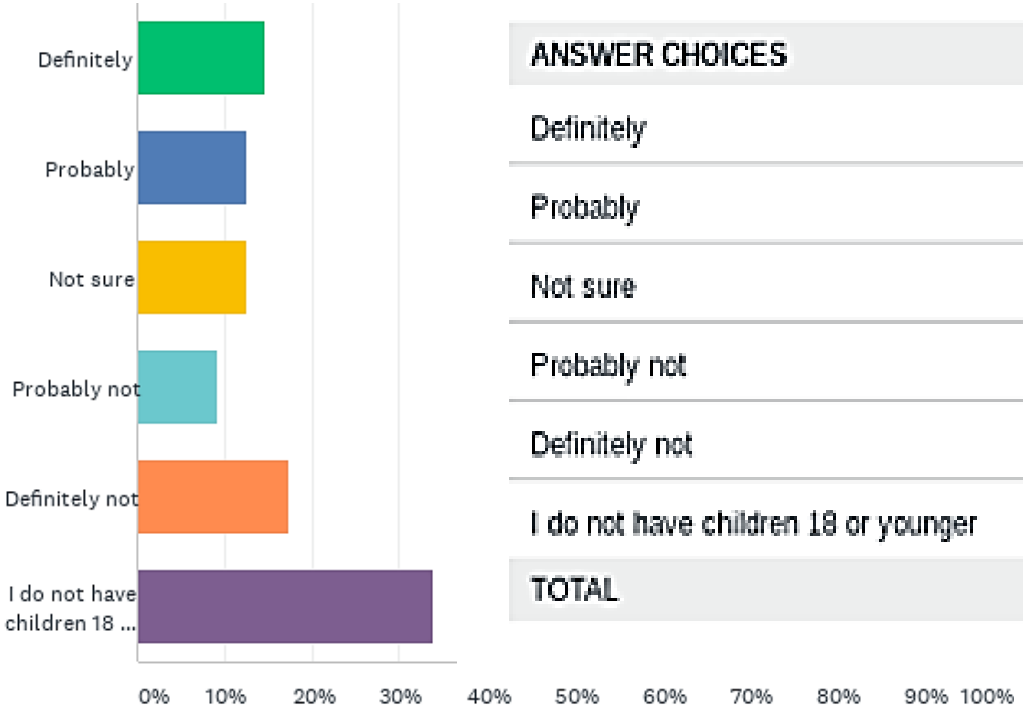

ANSWER CHOICES	RESPONSES	
Definitely	14.60%	1,530
Probably	12.50%	1,309
Not sure	12.48%	1,307
Probably not	9.19%	963
Definitely not	17.40%	1,823
I do not have children 18 or younger	33.83%	3,544
TOTAL		10,476

Powered by SurveyMonkey

Q8: In what ways would you be comfortable receiving the COVID-19 vaccine when you choose to do so? Please check all that apply.

Answered: 10,576 Skipped: 37

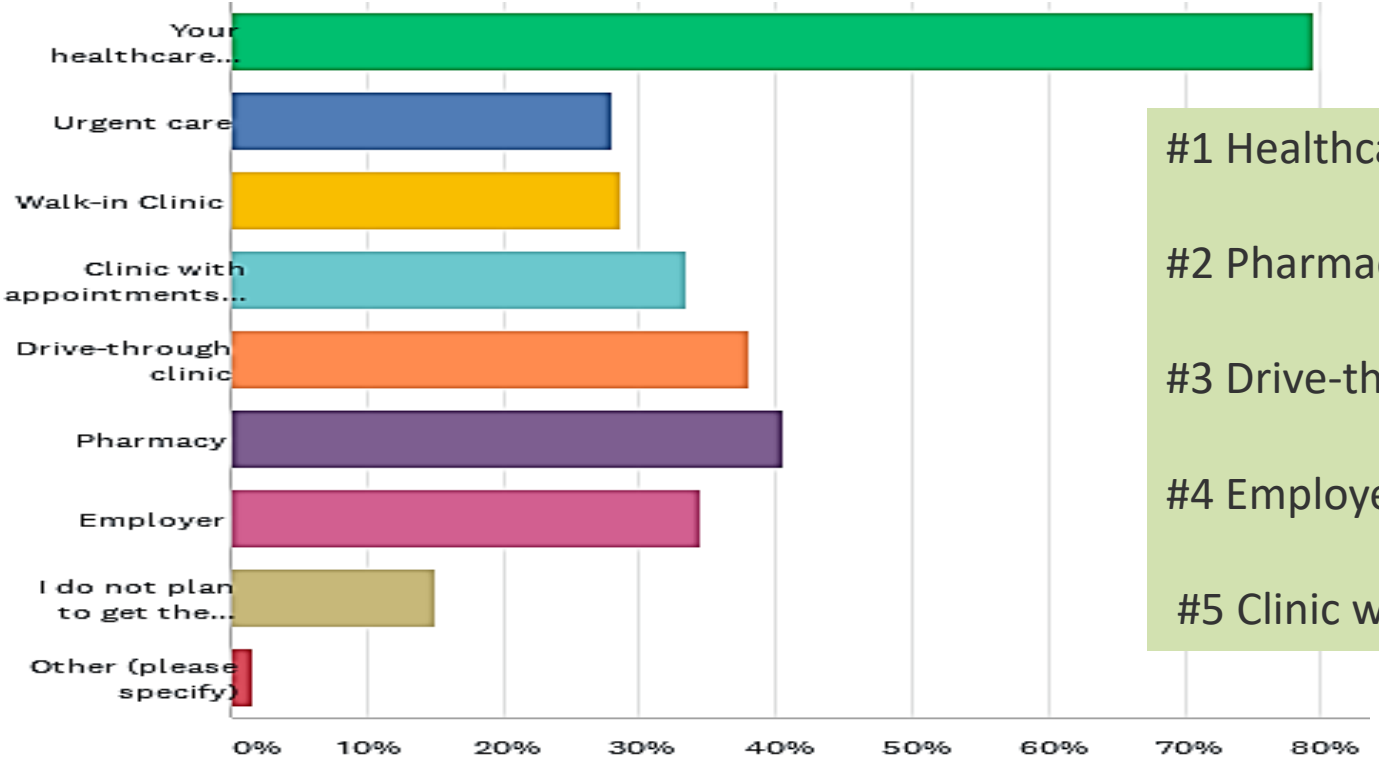

#1 Healthcare provider – 79%

#2 Pharmacy – 41%

#3 Drive-through clinic - 38%

#4 Employer - 34%

#5 Clinic with appts – 33%

Powered by SurveyMonkey

Q8: In what ways would you be comfortable receiving the COVID-19 vaccine when you choose to do so? Please check all that apply.

Answered: 10,576 Skipped: 37

ANSWER CHOICES	RESPONSES	
Your healthcare provider	79.46%	8,404
Urgent care	27.99%	2,960
Walk-in Clinic	28.60%	3,025
Clinic with appointments only	33.45%	3,538
Drive-through clinic	38.13%	4,033
Pharmacy	40.66%	4,300
Employer	34.45%	3,643
I do not plan to get the vaccine	15.06%	1,593
Other (please specify)	1.59%	168
Total Respondents: 10,576		

Powered by SurveyMonkey

Q8: In what ways would you be comfortable receiving the COVID-19 vaccine when you choose to do so? Please check all that apply.

- Schools (12)
- Health Department clinics (9)
- From licensed medical provider only, not someone just trained, tech, etc. (3)
- Outdoors, tents outside (2)
- Not urgent care – charge for test administration (2)
- Vaccine clinic at over 55 community
- National Guard

Powered by SurveyMonkey

Q9: The COVID-19 vaccine is likely to be given in 2 doses. What do you think are the most effective ways to remind people about the second dose?

Answered: 10,495 Skipped: 118

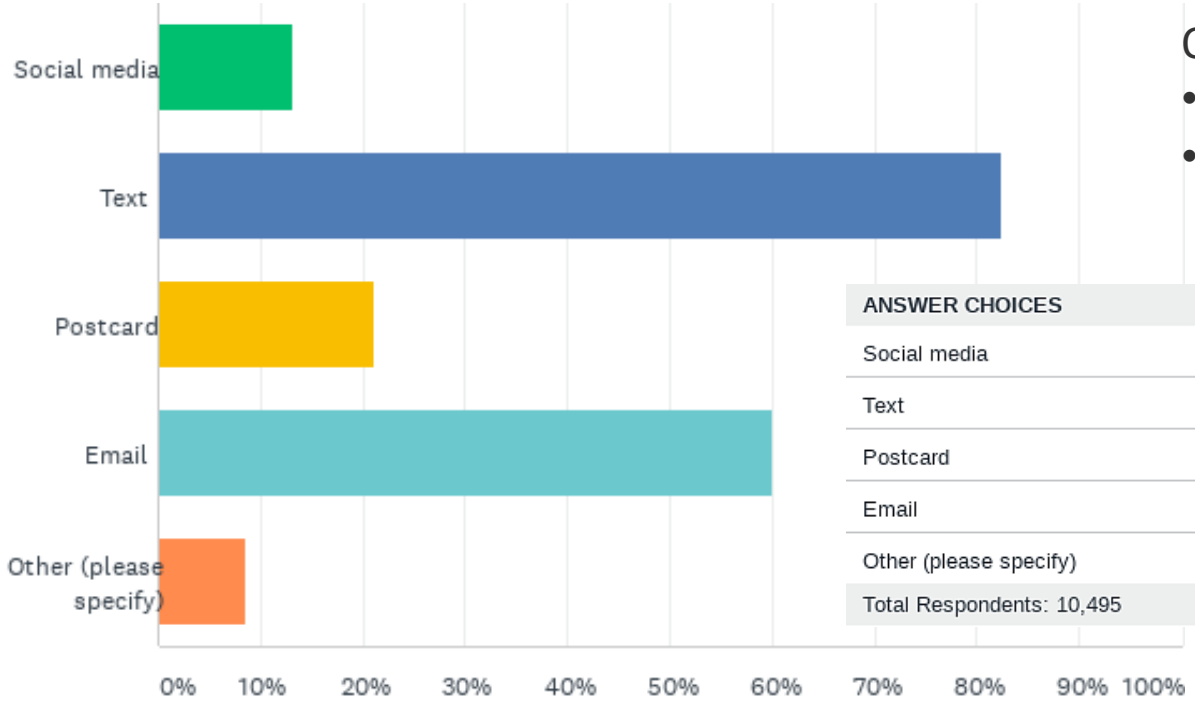

ANSWER CHOICES	RESPONSES	
Social media	13.22%	1,387
Text	82.33%	8,641
Postcard	21.18%	2,223
Email	60.05%	6,302
Other (please specify)	8.63%	906
Total Respondents: 10,495		

Other:

- Phone
- Make 2nd appt right after 1st

Powered by SurveyMonkey

Q10. Please add any questions, comments, or suggestions for vaccination information and communications, and distribution of the COVID-19 vaccine in Carroll County. We appreciate your input! **3241 responses – skimmed for themes and new content**

- Don’t make it mandatory
- Make it mandatory
- Show people getting the vaccine: healthcare workers, governor, president, Dr. Fauci;
- Make it clear vaccine is free
- Will people still need to wear a mask?
- Will we need to show proof of where we work or underlying conditions when we get the vaccine (high priority)?
- Send information out via the public school system
- Let people know which vaccine it is.
- Where do clergy fit in priority groups?
- Be transparent about the effectiveness and safety of the vaccine. Making sure numbers are reported accurately and honestly will help people feel more comfortable about accepting the vaccine.
- Address common myths surrounding vaccines in general
- Do you have to get vaccine in the state you reside? Make it easy to find a vaccine.
- Understand legitimate concerns, people who have had vaccine injury in the past.
- The testing at the Ag Center has been very successful. I would love to have vaccine administration through a similar system.
- Emphasize the importance of a second dose - and that vaccines aren't magic - it will take time to have a protective effect and that precautions should stay high while receiving and for a period time after receiving the shot
- **Note: comments are paraphrased for brevity and anonymity; parentheses indicate number of similar responses in comments**

Q11: What is your ethnicity?

Answered: 10,398 Skipped: 215

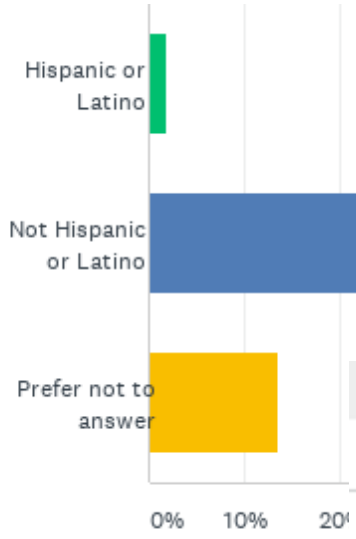

ANSWER CHOICES	RESPONSES	
Hispanic or Latino	1.98%	206
Not Hispanic or Latino	84.47%	8,783
Prefer not to answer	13.55%	1,409
TOTAL		10,398

Powered by SurveyMonkey

Q12: What is your race? Check all that apply.

Answered: 10,565 Skipped: 48

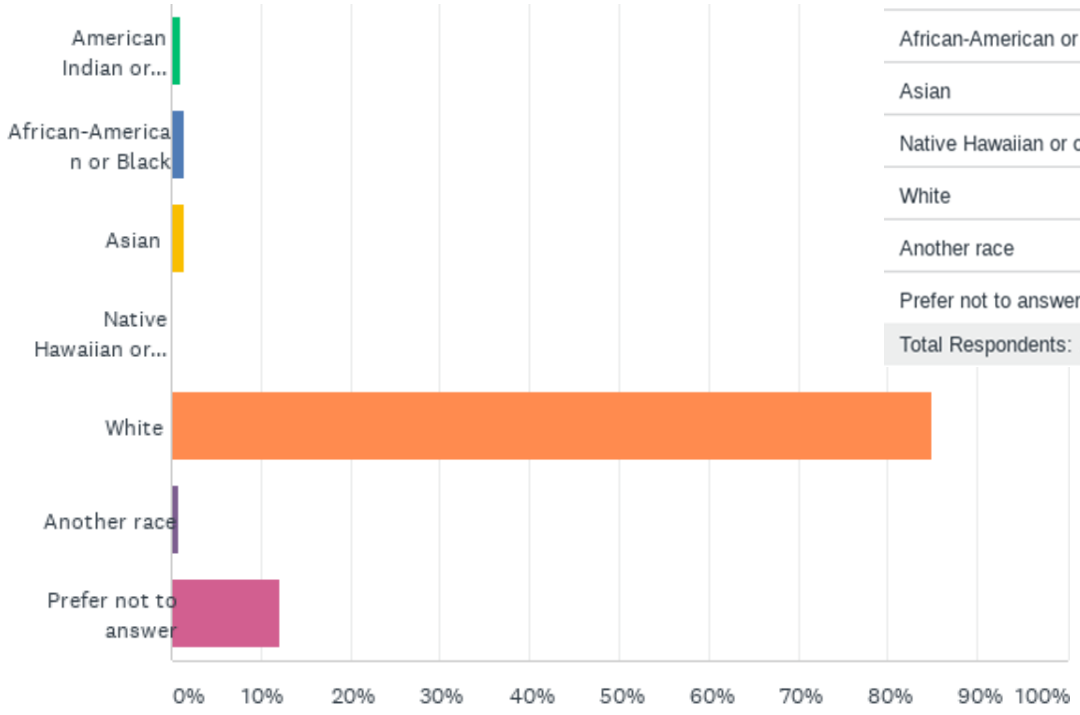

ANSWER CHOICES	RESPONSES	
American Indian or Alaska Native	0.95%	100
African-American or Black	1.54%	163
Asian	1.50%	158
Native Hawaiian or other Pacific Islander	0.22%	23
White	84.94%	8,974
Another race	0.88%	93
Prefer not to answer	12.23%	1,292
Total Respondents: 10,565		

Powered by SurveyMonkey

Q13: What is your gender?

Answered: 10,545 Skipped: 68

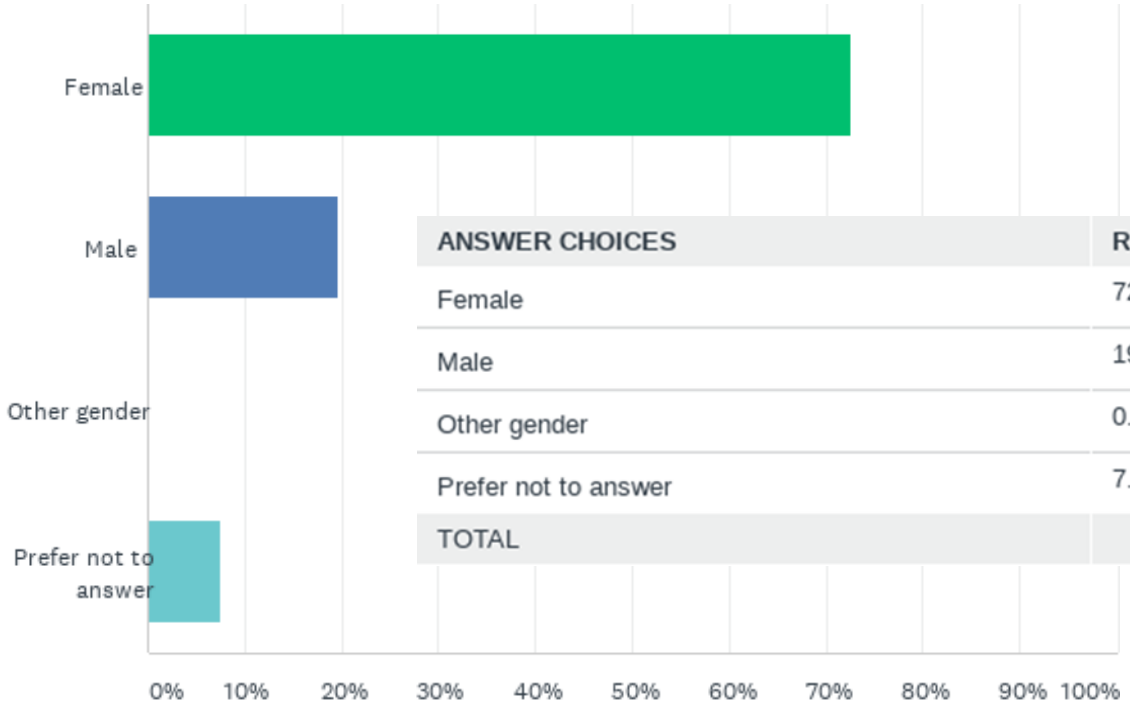

ANSWER CHOICES	RESPONSES	
Female	72.63%	7,659
Male	19.61%	2,068
Other gender	0.28%	30
Prefer not to answer	7.47%	788
TOTAL		10,545

Powered by SurveyMonkey

Q14: What is your age?

Answered: 10,547 Skipped: 66

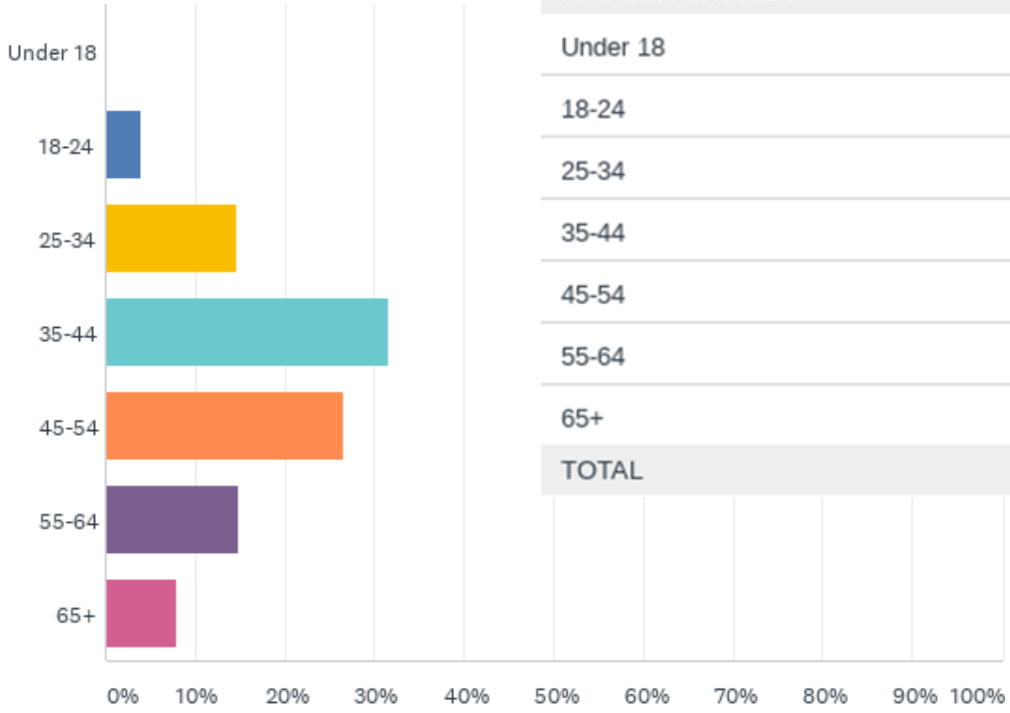

ANSWER CHOICES	RESPONSES	
Under 18	0.21%	22
18-24	4.00%	422
25-34	14.70%	1,550
35-44	31.60%	3,333
45-54	26.65%	2,811
55-64	14.92%	1,574
65+	7.92%	835
TOTAL		10,547

Powered by SurveyMonkey

Q15: Do you live in Carroll County, Maryland?

Answered: 10,547 Skipped: 66

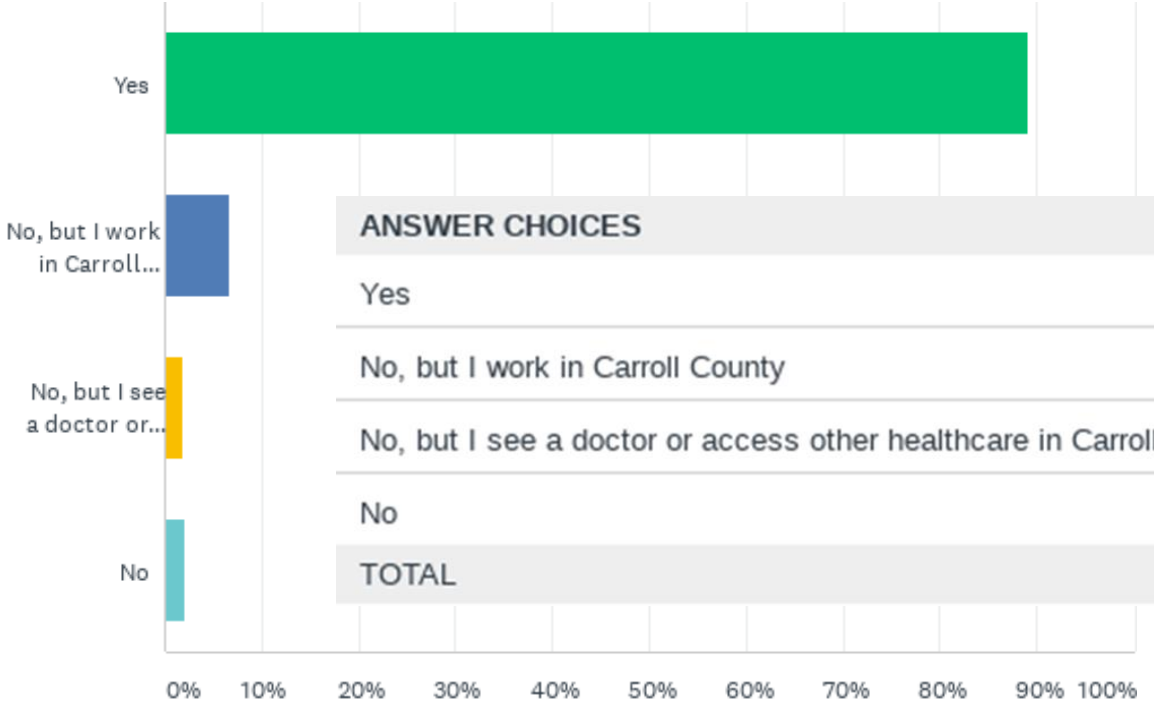

ANSWER CHOICES	RESPONSES	
Yes	89.05%	9,392
No, but I work in Carroll County	6.79%	716
No, but I see a doctor or access other healthcare in Carroll County	1.98%	209
No	2.18%	230
TOTAL		10,547

Other responses include people who live close to Carroll, have children who live there with the other parent, other family live there, college students

Powered by SurveyMonkey